

# COMMUNITY PROFILE

Waccamaw

Workforce Development Area



## S.C. Department of Employment & Workforce

Business Intelligence Department

1550 Gadsden Street, PO Box 995

Columbia, SC 29202

803.737.2660

[www.SCWorkforceInfo.com](http://www.SCWorkforceInfo.com)

Updated: 01/28/2025



# Table Of Contents

## 1. Economic Data

|                                 |   |
|---------------------------------|---|
| Annual Unemployment Rates.....  | 1 |
| Monthly Unemployment Rates..... | 2 |
| Area Job Openings.....          | 3 |

## 2. Employer Data

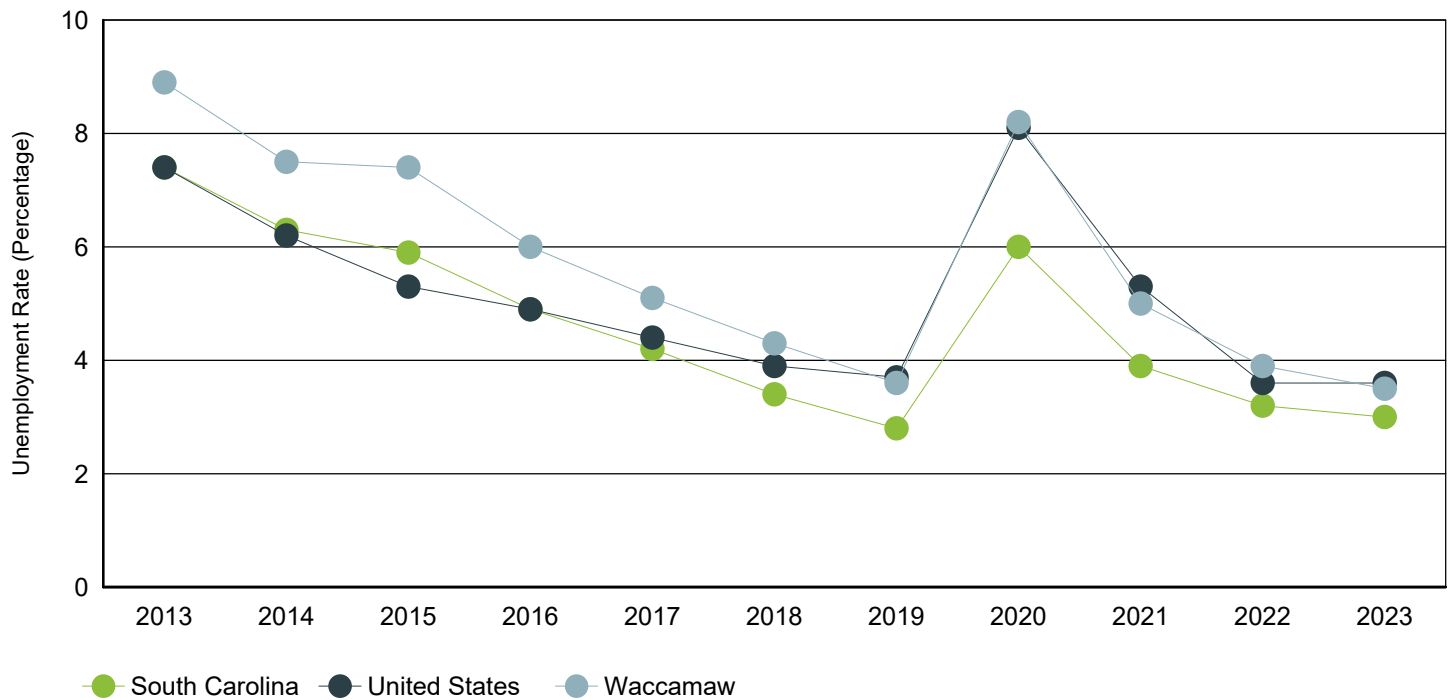
|  |   |
|--|---|
| Size of Establishments.....              | 4 |
| Employment by Size of Establishment..... | 4 |
| 20 Largest Employers .....               | 5 |

## 3. Industry Data

|                                      |   |
|--------------------------------------|---|
| Employment by Industry.....          | 6 |
| Top Occupational Openings.....       | 7 |
| Average Annual Wage by Industry..... | 8 |
| Projections by Industry.....         | 9 |

## Annual Unemployment Rate (Unadjusted)

Trends

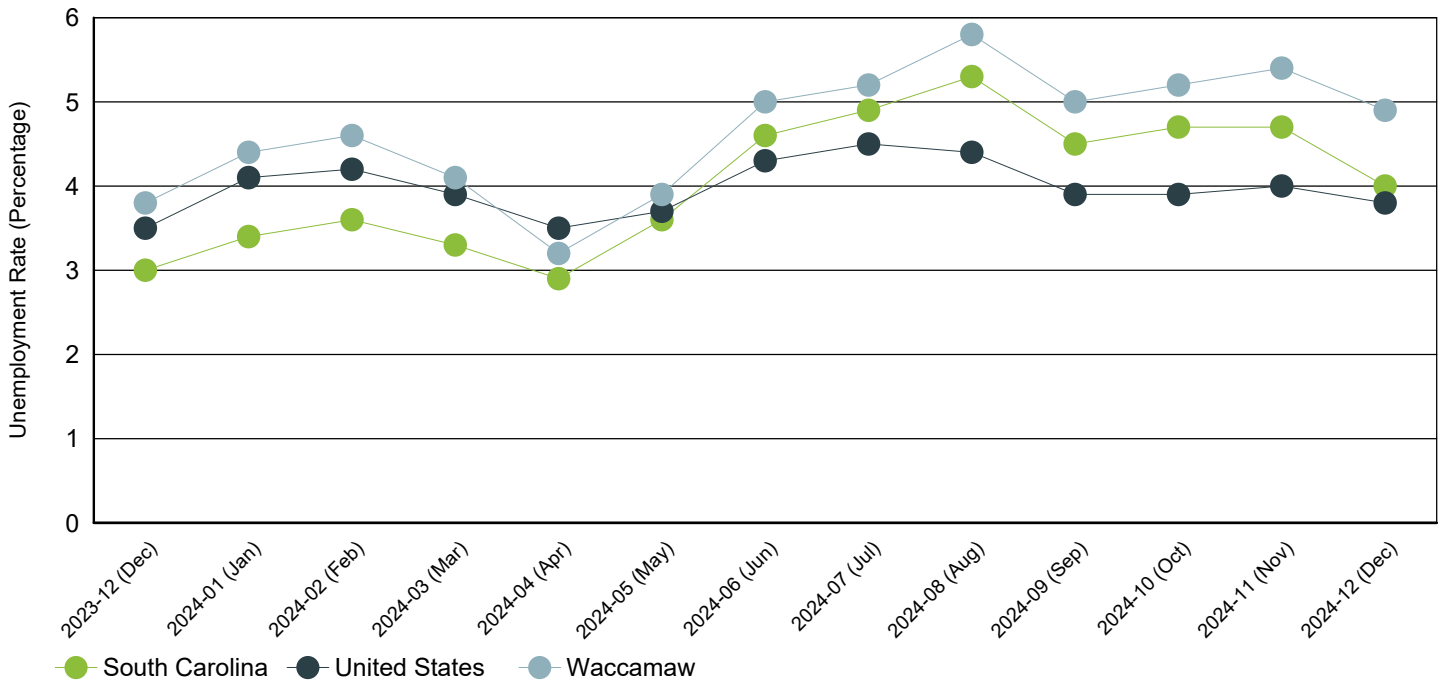


| Year | Waccamaw   |        |      | South Carolina |         |      | United States |            |      |
|------|------------|--------|------|----------------|---------|------|---------------|------------|------|
|      | Employment | Unemp  | Rate | Employment     | Unemp   | Rate | Employment    | Unemp      | Rate |
| 2023 | 188,375    | 6,764  | 3.5% | 2,380,392      | 72,668  | 3.0% | 161,037,000   | 6,080,000  | 3.6% |
| 2022 | 181,389    | 7,332  | 3.9% | 2,316,435      | 76,894  | 3.2% | 158,291,000   | 5,996,000  | 3.6% |
| 2021 | 175,251    | 9,197  | 5.0% | 2,266,611      | 92,558  | 3.9% | 152,581,000   | 8,623,000  | 5.3% |
| 2020 | 166,990    | 14,890 | 8.2% | 2,199,751      | 139,389 | 6.0% | 147,795,000   | 12,947,000 | 8.1% |
| 2019 | 175,856    | 6,595  | 3.6% | 2,268,884      | 64,649  | 2.8% | 157,538,000   | 6,001,000  | 3.7% |
| 2018 | 170,993    | 7,721  | 4.3% | 2,205,356      | 76,666  | 3.4% | 155,761,000   | 6,314,000  | 3.9% |
| 2017 | 167,885    | 9,031  | 5.1% | 2,166,708      | 95,058  | 4.2% | 153,337,000   | 6,982,000  | 4.4% |
| 2016 | 166,454    | 10,600 | 6.0% | 2,174,301      | 111,753 | 4.9% | 151,436,000   | 7,751,000  | 4.9% |
| 2015 | 162,311    | 12,944 | 7.4% | 2,134,087      | 133,750 | 5.9% | 148,834,000   | 8,296,000  | 5.3% |
| 2014 | 158,647    | 12,949 | 7.5% | 2,082,941      | 139,485 | 6.3% | 146,305,000   | 9,617,000  | 6.2% |
| 2013 | 155,184    | 15,165 | 8.9% | 2,034,404      | 163,472 | 7.4% | 143,929,000   | 11,460,000 | 7.4% |

Source: S.C. Department of Employment & Workforce

## Monthly Unemployment Rate (Unadjusted)

Past 13 Months



| Period   | Waccamaw | South Carolina | United States |
|----------|----------|----------------|---------------|
| Dec 2024 | 4.9%     | 4.0%           | 3.8%          |
| Nov 2024 | 5.4%     | 4.7%           | 4.0%          |
| Oct 2024 | 5.2%     | 4.7%           | 3.9%          |
| Sep 2024 | 5.0%     | 4.5%           | 3.9%          |
| Aug 2024 | 5.8%     | 5.3%           | 4.4%          |
| Jul 2024 | 5.2%     | 4.9%           | 4.5%          |
| Jun 2024 | 5.0%     | 4.6%           | 4.3%          |
| May 2024 | 3.9%     | 3.6%           | 3.7%          |
| Apr 2024 | 3.2%     | 2.9%           | 3.5%          |
| Mar 2024 | 4.1%     | 3.3%           | 3.9%          |
| Feb 2024 | 4.6%     | 3.6%           | 4.2%          |
| Jan 2024 | 4.4%     | 3.4%           | 4.1%          |
| Dec 2023 | 3.8%     | 3.0%           | 3.5%          |

Source: S.C. Department of Employment & Workforce

## Area Job Openings

| Period | Waccamaw |            |             |              | South Carolina |            |             |              |
|--------|----------|------------|-------------|--------------|----------------|------------|-------------|--------------|
|        | Employed | Unemployed | Unemp. Rate | Job Openings | Employed       | Unemployed | Unemp. Rate | Job Openings |
| Dec-24 | 186,113  | 9,524      | 4.9%        |              | 2,417,169      | 119,485    | 4.7%        |              |
| Nov-24 | 185,151  | 10,659     | 5.4%        |              | 2,412,589      | 121,482    | 4.8%        |              |
| Oct-24 | 188,708  | 10,285     | 5.2%        |              | 2,413,165      | 118,097    | 4.7%        |              |
| Sep-24 | 189,317  | 10,008     | 5.0%        |              | 2,413,300      | 113,975    | 4.5%        |              |
| Aug-24 | 193,624  | 12,007     | 5.8%        |              | 2,414,624      | 107,891    | 4.3%        |              |
| Jul-24 | 199,677  | 10,869     | 5.2%        |              | 2,415,158      | 97,764     | 3.9%        |              |
| Jun-24 | 197,931  | 10,324     | 5.0%        |              | 2,410,159      | 89,718     | 3.6%        |              |
| May-24 | 194,362  | 7,867      | 3.9%        |              | 2,406,512      | 83,589     | 3.4%        |              |
| Apr-24 | 195,356  | 6,521      | 3.2%        |              | 2,404,517      | 79,782     | 3.2%        |              |
| Mar-24 | 192,408  | 8,241      | 4.1%        |              | 2,399,640      | 77,948     | 3.1%        |              |
| Feb-24 | 186,649  | 8,931      | 4.6%        |              | 2,396,195      | 76,424     | 3.1%        |              |
| Jan-24 | 184,920  | 8,598      | 4.4%        |              | 2,396,514      | 75,325     | 3.0%        |              |
| Dec-23 | 184,868  | 7,335      | 3.8%        |              | 2,395,427      | 74,873     | 3.0%        |              |

Source: S.C. Department of Employment & Workforce & The Conference Board's Help Wanted OnLine® data series  
 South Carolina Data is Seasonally Adjusted

## Employers by Size of Establishment

| Employees  | Waccamaw | South Carolina |
|------------|----------|----------------|
| 0 to 4     | 11,222   | 147,311        |
| 5 to 9     | 2,286    | 24,044         |
| 10 to 19   | 1,675    | 17,672         |
| 20 to 49   | 1,212    | 13,002         |
| 50 to 99   | 429      | 5,015          |
| 100 to 249 | 232      | 3,069          |
| 250 to 499 | 48       | 912            |
| 500 to 999 | 24       | 417            |
| 1000 +     | 10       | 307            |

Source: S.C. Department of Employment & Workforce - 2024 Q2

- Indicates that the requested data is suppressed

## Employment by Size of Establishment

| Employees  | Waccamaw | South Carolina |
|------------|----------|----------------|
| 0 to 4     | 12,270   | 150,934        |
| 5 to 9     | 15,230   | 160,035        |
| 10 to 19   | 22,582   | 240,440        |
| 20 to 49   | 36,496   | 395,156        |
| 50 to 99   | 29,453   | 346,437        |
| 100 to 249 | 33,573   | 467,356        |
| 250 to 499 | 15,911   | 311,369        |
| 500 to 999 | 15,635   | 284,827        |
| 1000 +     | 22,706   | 821,778        |

Source: S.C. Department of Employment & Workforce - 2024 Q2

- Indicates that the requested data is suppressed

## 20 Largest Employers

(Listed Alphabetically)

### Corporation Name

ADIDAS AMERICA INC

CITY OF MYRTLE BEACH

COASTAL CAROLINA UNIVERSITY

CONWAY HOSPITAL INC

FOOD LION LLC

FOUNDERS NATIONAL GOLF LLC

GEORGETOWN COUNTY DEPT OF EDUCATION

GEORGETOWN HOSPITAL SYSTEM

GRAND STRAND REGIONAL MEDICAL CENTE

HILTON GRAND VACATIONS COMPANY LLC

Horry County Council

HORRY COUNTY DEPARTMENT OF EDUCATIO

HORRY TELEPHONE COOPERATIVE INC

LORIS COMMUNITY HOSPITAL DISTRICT

MCLEOD LORIS SEACOAST HOSPITAL

OS Restaurant Services, Inc.

PUBLIX SUPER MARKET INC

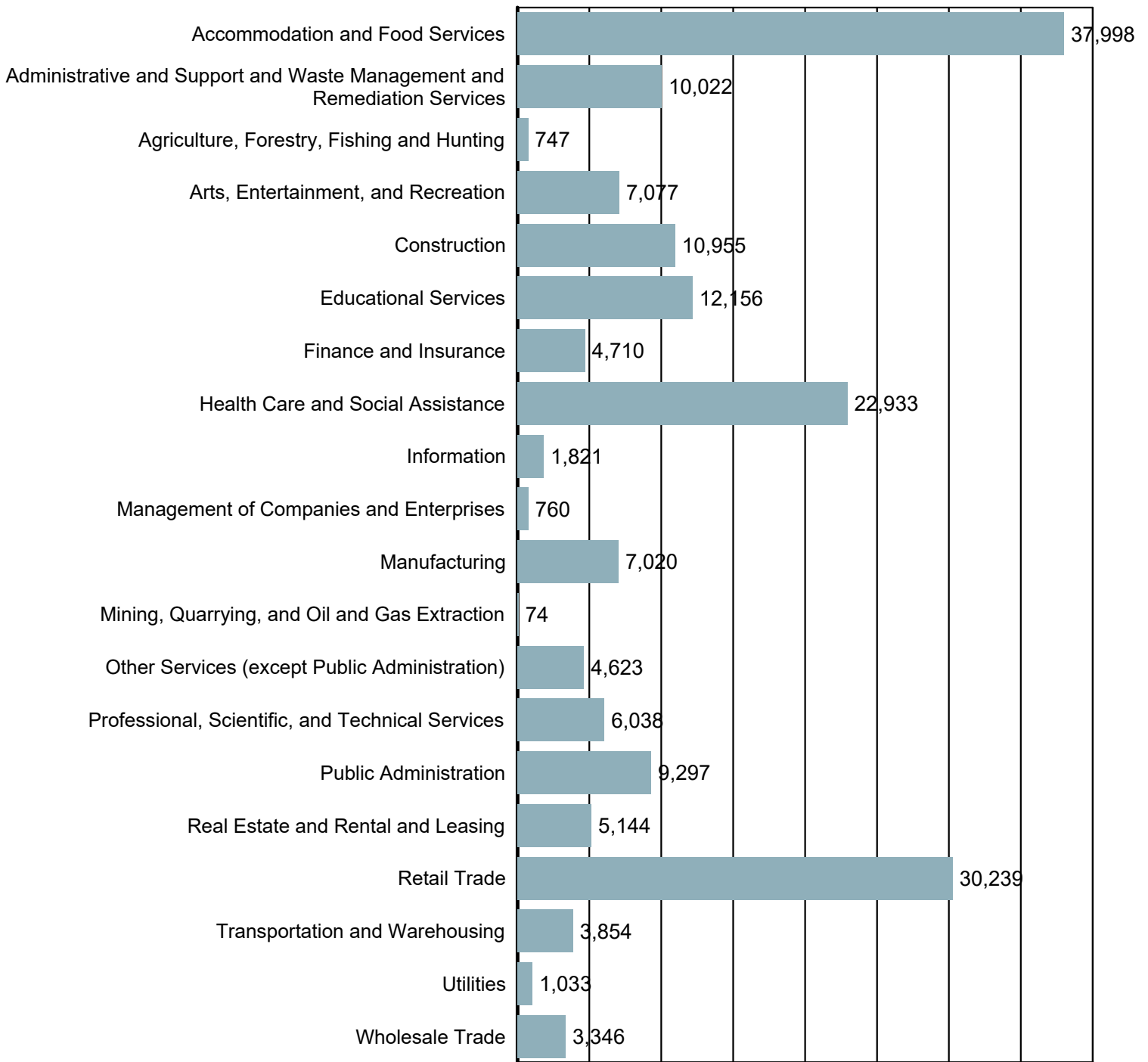
SOUTHEAST RESTAURANTS CORPORATION

Wal-Mart Associates, Inc.

WILLIAMSBURG COUNTY SCHOOL DISTRICT

Source: S.C. Department of Employment & Workforce - 2024 Q2

### Employment by Industry



Source: S.C. Department of Employment & Workforce  
 Quarterly Census of Employment and Wages (QCEW) - 2024 Q2

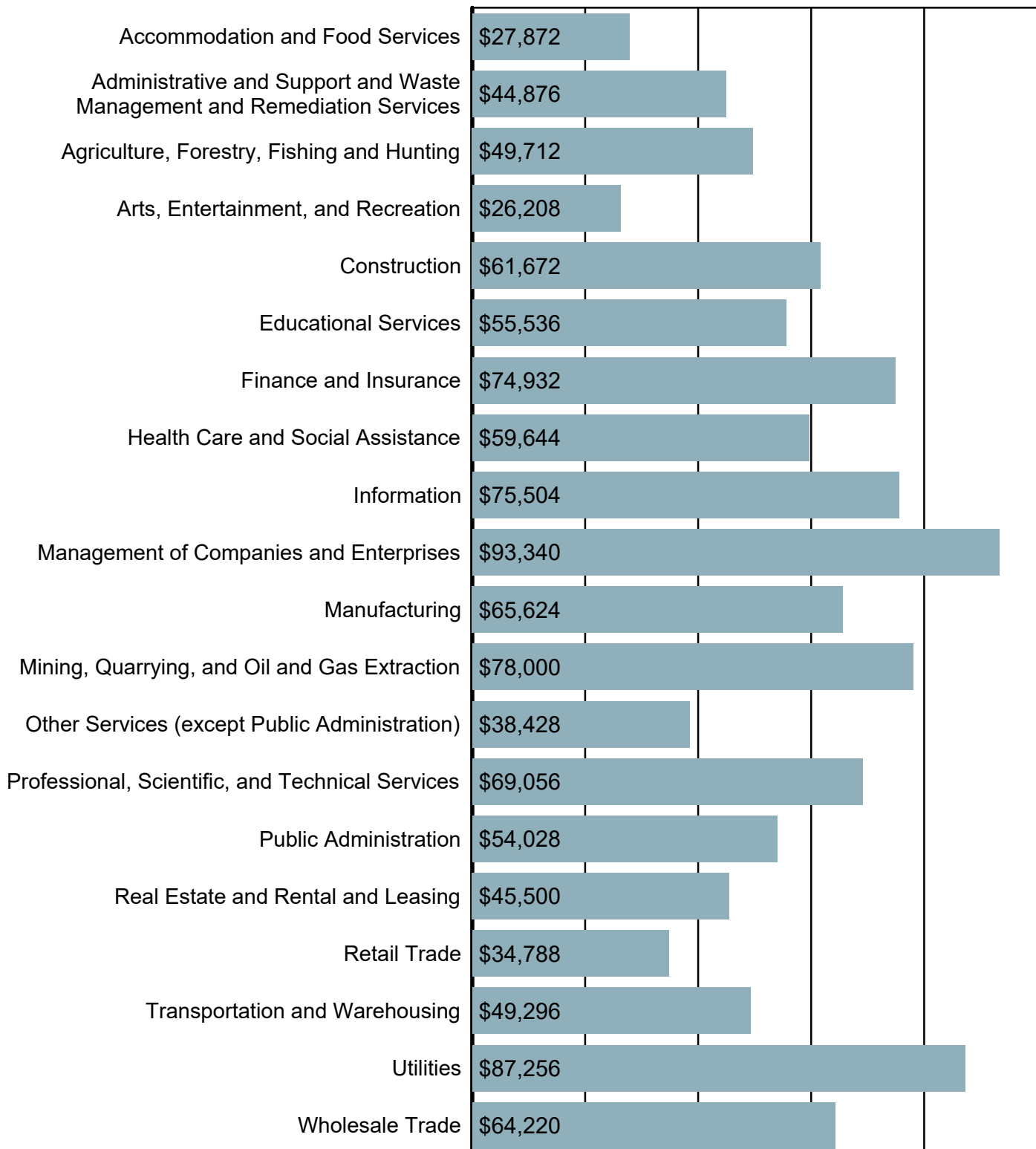


## Top Occupational Openings

| Occupation Name (Soccode) | Job Openings |
|---------------------------|--------------|
|                           |              |

Source: S.C. Department of Employment & Workforce & The Conference Board's Help Wanted OnLine® data series

## Average Annual Wage by Industry



Source: S.C. Department of Employment & Workforce  
 Quarterly Census of Employment and Wages (QCEW) - 2024 Q2

## Labor Market Projections

*Total Employment by Industry*  
(County/Metropolitan Statistical Area Data Unavailable)

Note: Projections are available by Workforce Investment Area (WIA). The data displayed is selected from the appropriate WIA.

| Waccamaw<br>Industry  | 2020<br>Estimated<br>Employment | 2030<br>Projected<br>Employment | Change | Percent<br>Change | Annual<br>Percent |
|---|---------------------------------|---------------------------------|--------|-------------------|-------------------|
| Total All Industries  | 173,111                         | 216,845                         | 43,734 | 25.26             | 2.28              |
| Accommodation and Food Services                                 | 30,265                          | 42,369                          | 12,104 | 39.99             | 3.42              |
| Administrative and Support and Waste Management<br>and Remediat | 9,866                           | 14,114                          | 4,248  | 43.06             | 3.65              |
| Retail Trade  | 26,886                          | 31,066                          | 4,180  | 15.55             | 1.46              |
| Health Care and Social Assistance                               | 18,965                          | 22,660                          | 3,695  | 19.48             | 1.80              |
| Government  | 10,145                          | 13,175                          | 3,030  | 29.87             | 2.65              |
| Educational Services  | 11,096                          | 14,074                          | 2,978  | 26.84             | 2.41              |
| Construction  | 9,887                           | 11,855                          | 1,968  | 19.90             | 1.83              |
| Other Services (except Government)                              | 7,848                           | 9,786                           | 1,938  | 24.69             | 2.23              |
| Manufacturing   | 7,656                           | 9,187                           | 1,531  | 20.00             | 1.84              |
| Professional, Scientific, and Technical Services                | 5,345                           | 6,856                           | 1,511  | 28.27             | 2.52              |
| Real Estate and Rental and Leasing                              | 4,513                           | 5,702                           | 1,189  | 26.35             | 2.37              |
| Transportation and Warehousing                                  | 2,621                           | 3,593                           | 972    | 37.09             | 3.20              |
| Wholesale Trade   | 3,050                           | 3,974                           | 924    | 30.30             | 2.68              |
| Arts, Entertainment, and Recreation                             | 4,933                           | 5,838                           | 905    | 18.35             | 1.70              |
| Information   | 2,010                           | 2,530                           | 520    | 25.87             | 2.33              |
| Agriculture, Forestry, Fishing and Hunting                      | 1,227                           | 1,403                           | 176    | 14.34             | 1.35              |
| Finance and Insurance   | 4,703                           | 4,874                           | 171    | 3.64              | 0.36              |
| Management of Companies and Enterprises                         | 766                             | 923                             | 157    | 20.50             | 1.88              |
| Utilities   | 515                             | 594                             | 79     | 15.34             | 1.44              |
| Mining  | 96                              | 112                             | 16     | 16.67             | 1.55              |

Source: S.C. Department of Employment & Workforce - Industry Projections