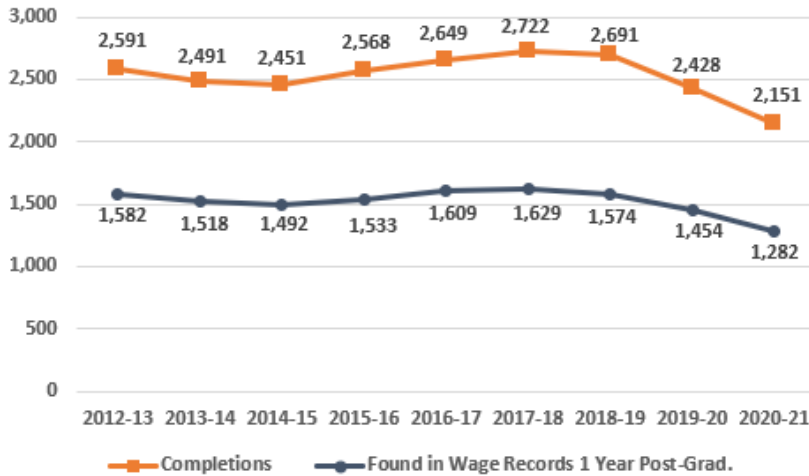


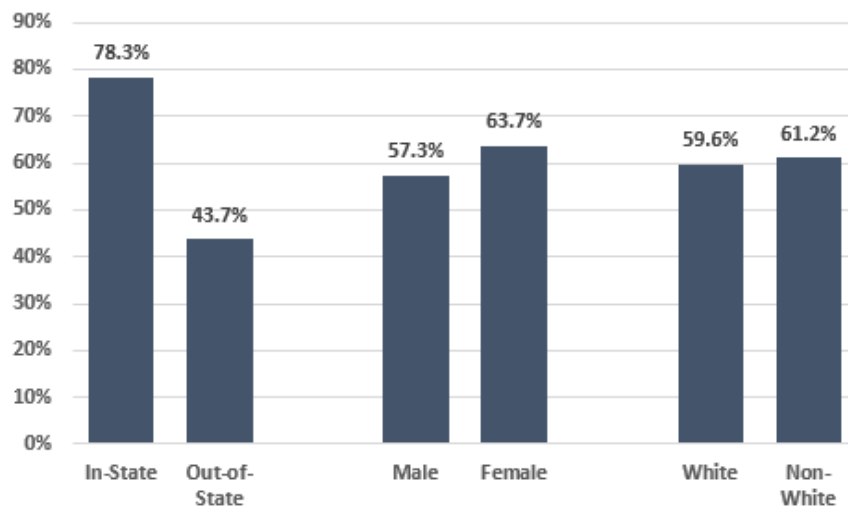
Business Graduates in South Carolina

Supply and Demand of Business Graduates



- ◇ Over the past 12 months, there were **34,000 documented job openings** in the state for select business occupations (e.g. Management Analysts, Human Resource Specialists).
- ◇ Over the past 10 years, the number of bachelor's degrees related to business each year has ranged from 2,151 to 2,722.
- ◇ In total, there were **22,742 unique graduates** in bachelor's degree business programs between 2012 and 2021.
- ◇ Note that there may be a supply of individuals with business credentials obtained outside of the South Carolina higher education system, as well as individuals with credentials below the bachelor's degree level.

Percent of Graduates found in Wage Records 1 Year Post-Graduation by Selected Characteristics

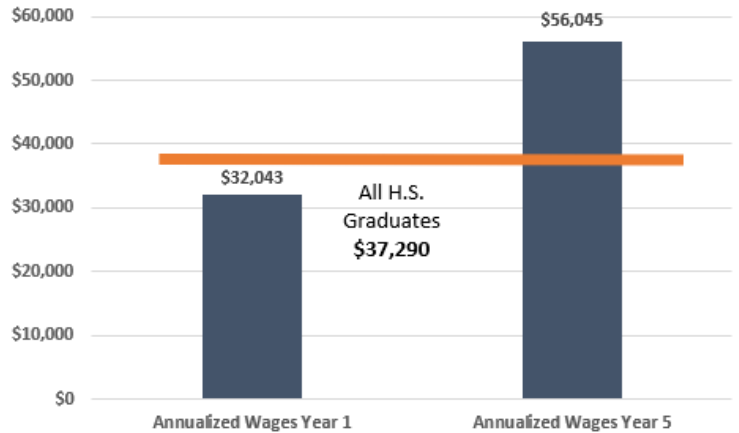


- ◇ In-state business graduates were about 79% more likely to be found in wage records one year post-graduation compared to out-of-state graduates.
- ◇ Across racial and gender lines there were similar percentages of business graduates found in the wage records one year post-graduation.

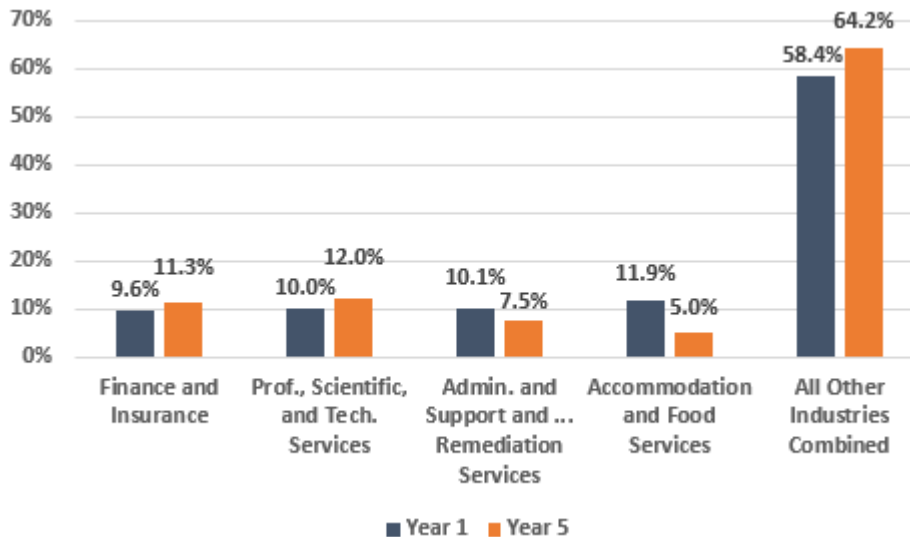
Business Graduates in South Carolina

Wage Comparison for Individuals Completing Business Bachelor's Degrees

- ◇ The annual cost of attending a four-year public college or university in South Carolina would likely be around \$22,500.
- ◇ Per the U.S. Census Bureau, the median earnings for all high school graduates in S.C. is \$37,290.
- ◇ The post-graduation wage premium for business graduates five years post-graduation is almost \$20,000.
- ◇ Wages were annualized based on the number of quarters the individual was found working in the state.
- ◇ According to 2022 DEW data, the mean wage for "Business and Financial Operations Occupations" was \$73,790 per year.



Industry of Employment of the Individual One and Five Years Post-Graduation



- ◇ Accommodation and Food Services was the most common industry for business graduates one year post-graduation, and Professional, Scientific, and Technical Services was the most common industry of employment for business graduates five years post-graduation.
- ◇ Current data about South Carolina workers is based on industry of employment. SCDEW will begin collecting **occupation data** on workers starting in **April 2024**. Future analysis may be able to specifically document which graduates obtain jobs in business fields.
- ◇ Note: Only graduates whose industry of employment was known were considered for this figure. The top industries of employment are shown and all other industries of employment are combined. There was much variation in industry of employment for business graduates.