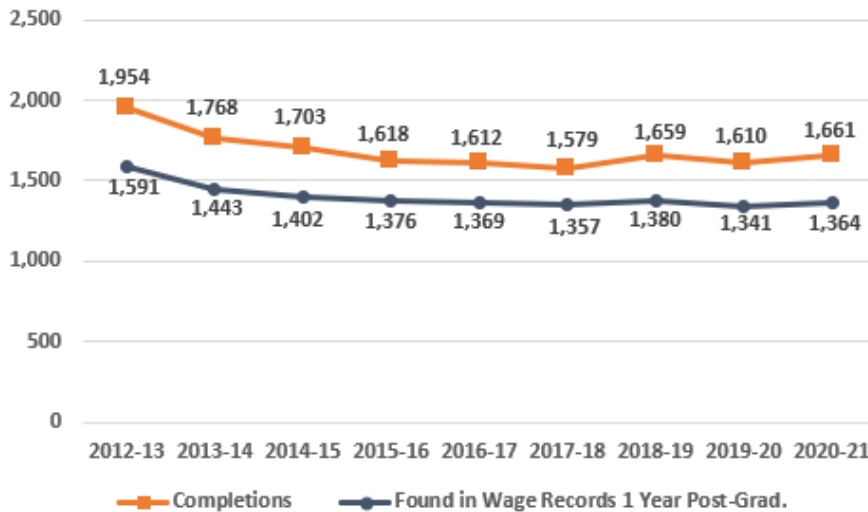


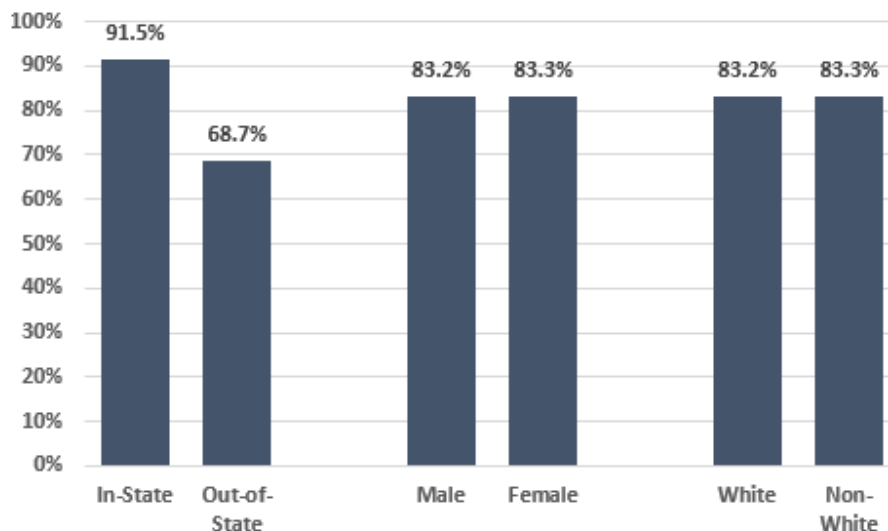
Education Graduates in South Carolina

Supply and Demand of Education Graduates



- ◇ Over the past 12 months, there were **13,900 documented job openings** in the state for select education occupations (e.g. Special Education Teachers, Elementary School Teachers).
- ◇ Over the past 10 years, the number of bachelor's degrees related to education awarded each year has ranged from 1,579 to 1,954.
- ◇ In total, there were **15,164 unique graduates** in bachelor's degree education programs between 2012 and 2021.
- ◇ Note that there may be a supply of individuals with education credentials obtained outside of the South Carolina higher education system, as well as individuals with credentials below the bachelor's degree level.

Percent of Graduates found in Wage Records 1 Year Post-Graduation by Selected Characteristics

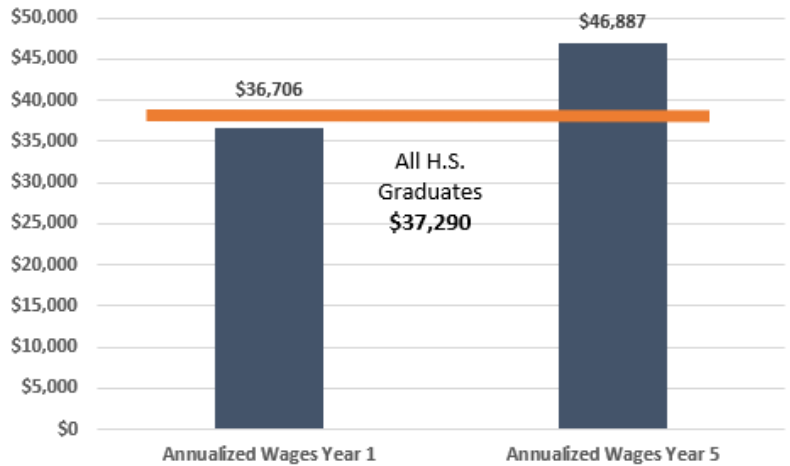


- ◇ In-state education graduates were about 33% more likely to be found in wage records one year post-graduation compared to out-of-state graduates.
- ◇ Across racial and gender lines there were similar percentages of education graduates found in the wage records one year post-graduation.

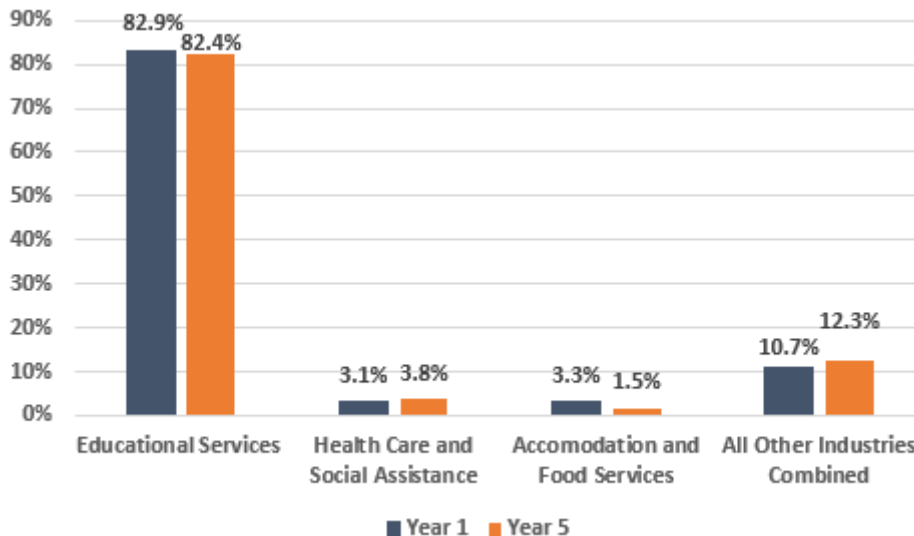
Education Graduates in South Carolina

Wage Comparison for Individuals Completing Education Bachelor's Degrees

- ◇ The annual cost of attending a four-year public college or university in South Carolina would likely be around \$22,500.
- ◇ Per the U.S. Census Bureau, the median earnings for all high school graduates in S.C. is \$37,290.
- ◇ The post-graduation wage premium for education graduates five years post-graduation is almost \$10,000.
- ◇ Wages were annualized based on the number of quarters the individual was found working in the state.
- ◇ According to 2022 DEW data, the mean wage for “Educational Instruction and Library Occupations” was \$52,290 per year.



Industry of Employment of the Individual One and Five Years Post-Graduation



- ◇ Educational Services was the most common industry for education graduates both one and five years post-graduation.
- ◇ Current data about South Carolina workers is based on industry of employment. SCDEW will begin collecting **occupation data** on workers starting in **April 2024**. Future analysis may be able to specifically document which graduates obtain jobs in education fields.
- ◇ Note: Only graduates whose industry of employment was known were considered for this figure. The top industries of employment are shown and all other industries of employment are combined.