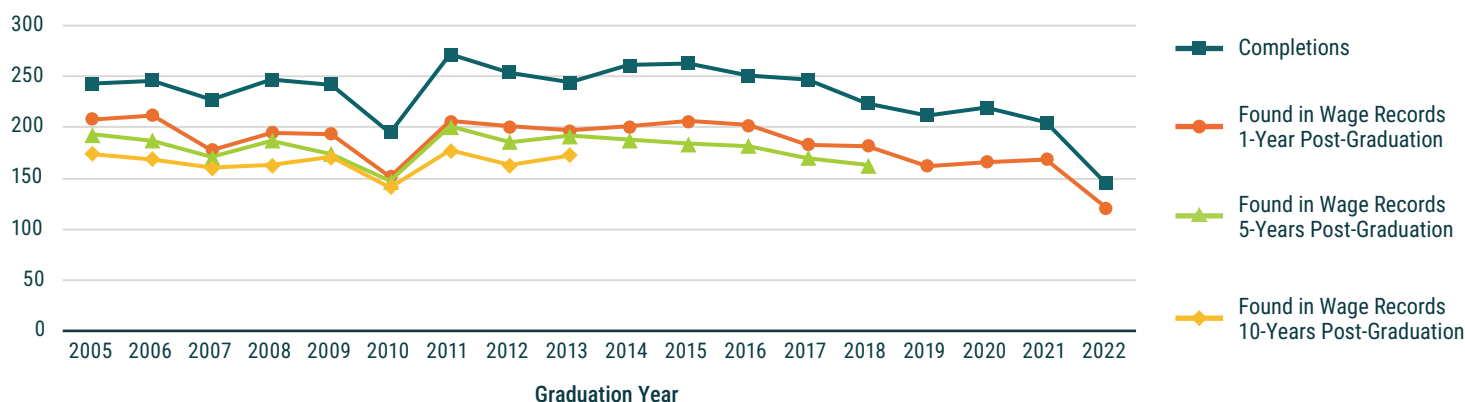


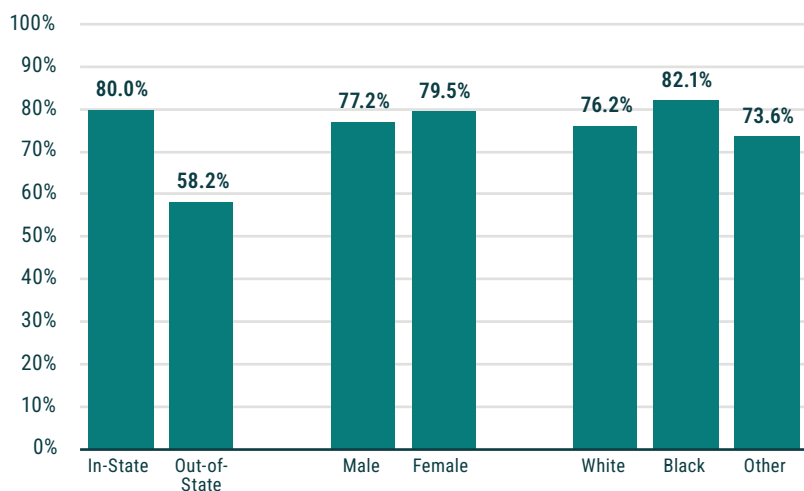
## EARLY CARE AND EDUCATION ASSOCIATE DEGREE GRADUATES IN SOUTH CAROLINA

### SUPPLY AND DEMAND OF EARLY CARE AND EDUCATION GRADUATES



- From June 2024 to June 2025, there were **2,000 documented job postings** in the state for selected early care and education related occupations.
- From 2005 to 2022, the number of associate degrees related to early care and education awarded each year has ranged from 145 to 272.
- In total, there were **4,197 unique graduates** in associate degree early care and education programs between 2010 and 2022.
- **NOTE:** There may be a supply of individuals with early care and education credentials obtained outside of the South Carolina higher education system as well as individuals with credentials above or below the associate degree level.

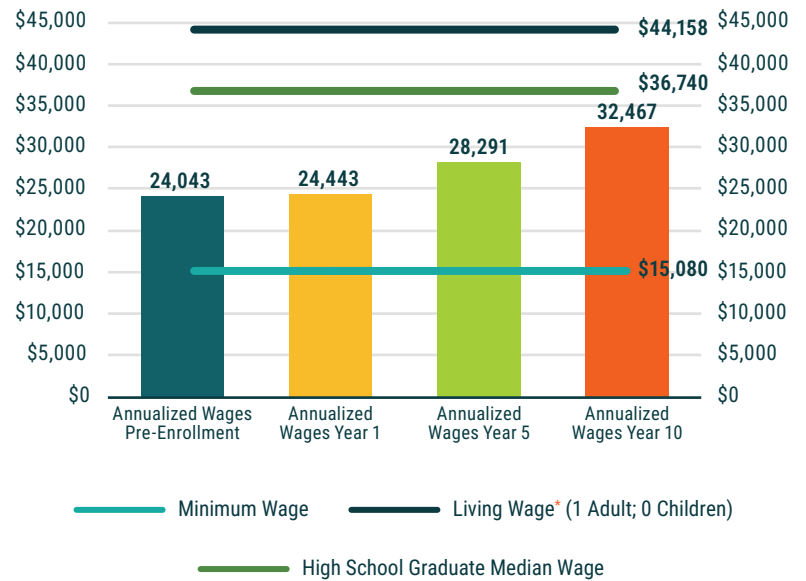
### PERCENT OF GRADUATES FOUND IN WAGE RECORDS ONE YEAR AFTER GRADUATION BY SELECTED CHARACTERISTICS



- In-state early care and education graduates were 21.8 percentage points more likely to be found in wage records one-year post-graduation compared to out-of-state graduates.
- Female graduates were slightly more likely than male graduates to be in the wage records one-year post-graduation, as were black graduates as compared to graduates of other races.

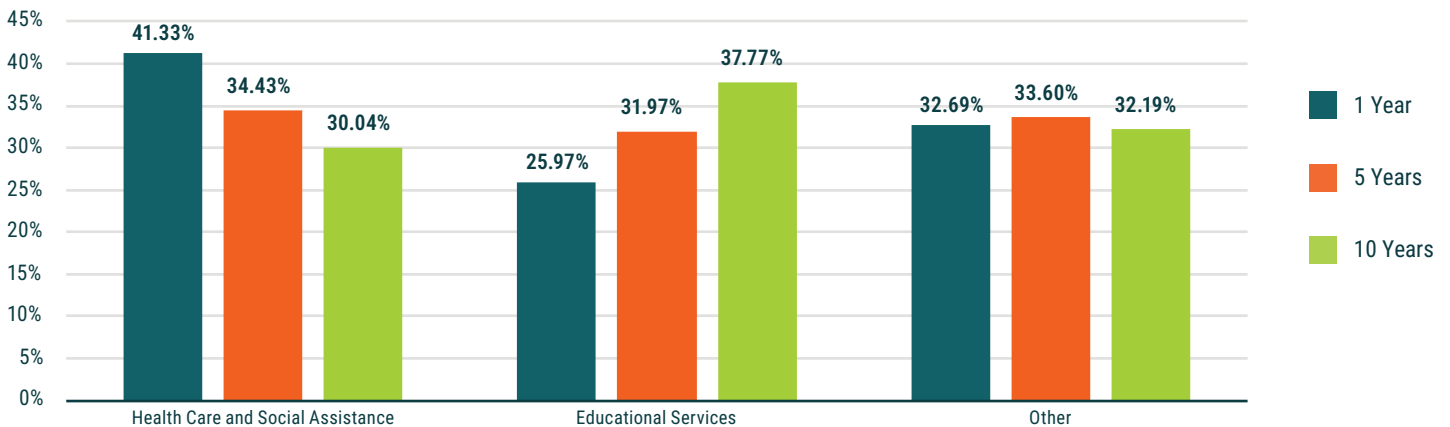
## WAGE COMPARISON FOR INDIVIDUALS COMPLETING EARLY CARE AND EDUCATION ASSOCIATE DEGREES

- Per the 2023 CHE Statistical Abstract, the cost of attending a two-year technical college in South Carolina for in state students would likely be around \$10,000.
- Per the U.S. Census Bureau, the median wage for all high school graduates in S.C. for 2023 is \$36,740, and the annual living wage\* in S.C. for one adult, no children, is \$44,158.
- Ten years post graduation early care and education graduates make about \$8,000 more than one-year post graduation.
- Wages were annualized based on the number of quarters the individual was found working in the state.



\*According to the Massachusetts Institute of Technology's 2024 Living Wage Calculator

## INDUSTRY OF EMPLOYMENT ONE, FIVE, AND TEN YEARS POST-GRADUATION



- **Health Care and Social Assistance was the most common industry for early care and education graduates** one and five years post graduation. By ten years post-graduation, Educational Services was the top industry of employment. Other top industries of employment include Retail Trade and Other Services (except Public Administration).
- Current data about South Carolina workers is based on industry of employment. The South Carolina Department of Employment and Workforce (DEW) began collecting **occupation data on workers in April 2024**. Future analysis may be able to specifically document which graduates obtain jobs in early care and education related occupations.
- **NOTE:** Only graduates whose industry of employment was known were considered for this figure. The top two industries of employment are shown and all other industries of employment are combined.