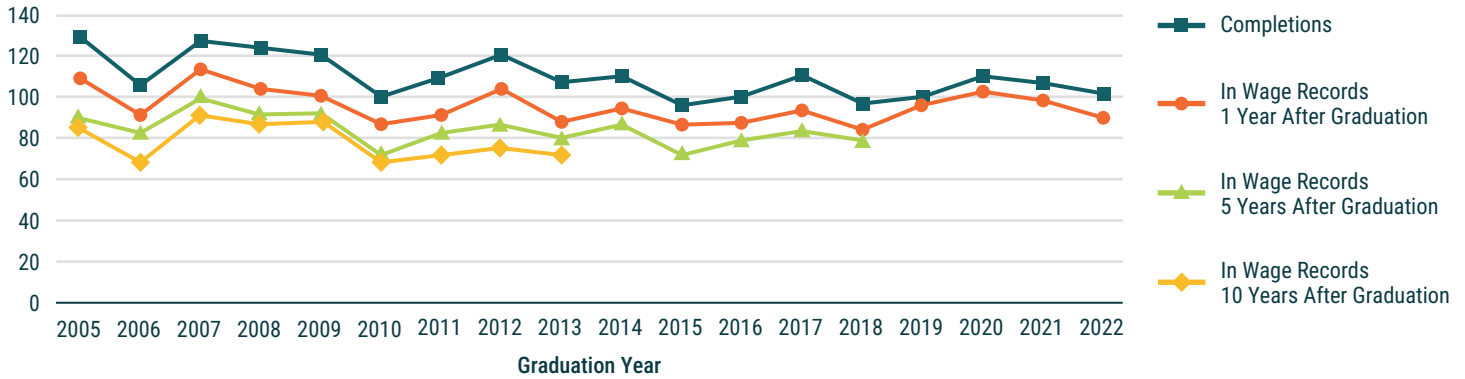


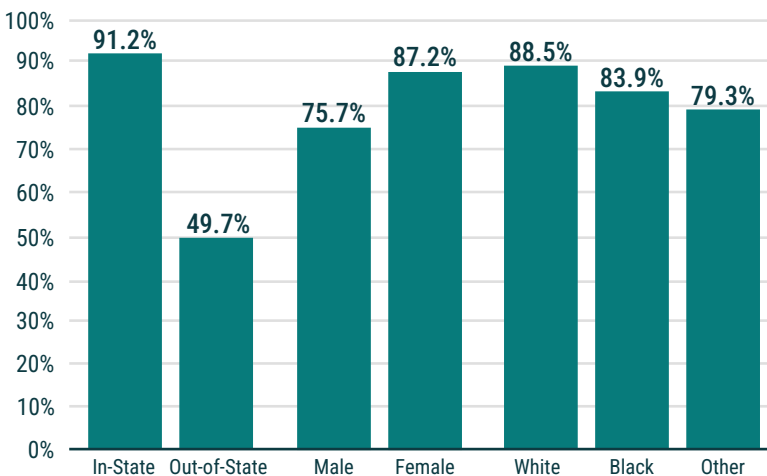
DENTAL HYGIENE GRADUATES IN SOUTH CAROLINA

SUPPLY AND DEMAND OF DENTAL HYGIENE GRADUATES



- From November 2023 to November 2024, there were **1,700 documented job postings** in the state for selected dental hygiene related occupations.
- From 2005 to 2022, the number of associate degrees related to dental hygiene awarded each year has ranged from 97 to 130.
- In total, there were **1,720 unique graduates** in associate degree dental hygiene programs between 2005 and 2022.
- **NOTE:** There may be a supply of individuals with dental hygiene credentials obtained outside of the South Carolina higher education system as well as individuals with credentials above the associate degree level.

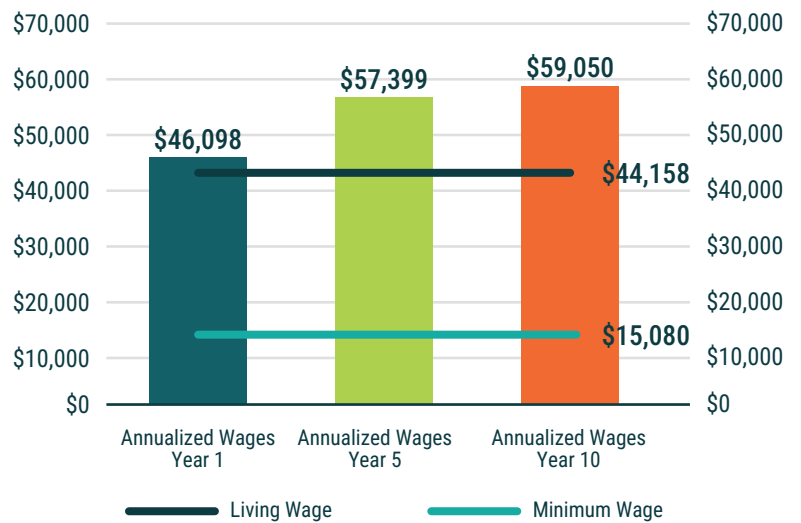
PERCENT OF GRADUATES FOUND IN WAGE RECORDS 1-YEAR POST-GRADUATION BY SELECTED CHARACTERISTICS



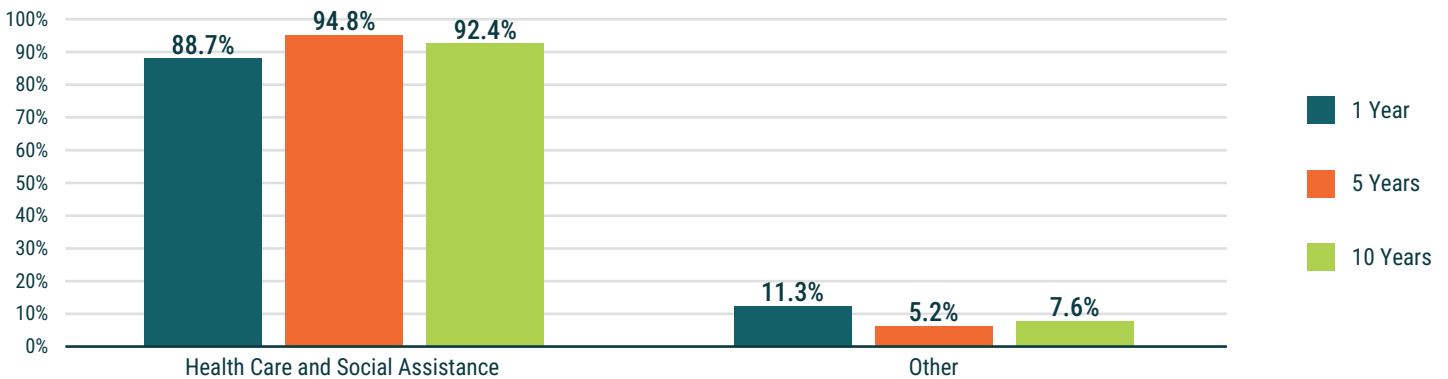
- In-state dental hygiene graduates were about 84% more likely to be found in wage records one year post-graduation compared to out-of-state graduates.
- Female graduates were slightly more likely than male graduates to be in the wage records one year post-graduation, as were white graduates as compared to graduates of other races.

WAGE COMPARISON FOR INDIVIDUALS COMPLETING DENTAL HYGIENE ASSOCIATE DEGREES

- Per the 2023 CHE Statistical Abstract, the cost of attending a two-year technical college in South Carolina for in state students would likely be around \$10,000.
- Per the U.S. Census Bureau, the median earnings for all high school graduates in South Carolina is \$36,740, and according to the MIT living wage calculator the annual living wage in the state for one adult, no children, is \$44,158.
- By 10 years post-graduation, dental hygiene graduates will make about \$15,000 above a living wage.
- Wages were annualized based on the number of quarters the individual was found working in the state.
- According to 2023 BLS data, the mean wage or “Healthcare Practitioners and Technical Occupations” was \$102,060 per year.



INDUSTRY OF EMPLOYMENT OF THE INDIVIDUAL ONE, FIVE, AND TEN YEARS POST-GRADUATION



- **Health Care and Social Assistance was the most common industry for dental hygiene graduates** one, five, and ten years post-graduation. Other top industries of employment include Accommodation and Food Services, Retail Trade, and Administrative and Support and Waste Management and Remediation Services.
- Current data about South Carolina workers is based on industry of employment. The South Carolina Department of Employment and Workforce (DEW) began collecting **occupation data on workers in April 2024**. Future analysis may be able to specifically document which graduates obtain jobs in dental hygiene related occupations.
- **NOTE:** Only graduates whose industry of employment was known were considered for this figure. The top industry of employment is shown and all other industries of employment are combined.