



# Job Market “Outlook”

Wylondria Jefferson, Workforce Outreach Coordinator, Labor Market Information Division  
Santee-Lynches Workforce Development Area

October 25, 2022

# PURPOSE

- The purpose of this presentation is to provide a brief overview of the Santee-Lynches Area.
  - Methodology & Process
  - Projections Concepts and Calculations
  - Variables & Models
  - Occupational and Employment Wage Statistics (OEWS)
  - Quarterly Census of Employment and Wages (QCEW)
  - Occupational Projections 2020-2030
  - Accessing our data



# Occupational and Employment Wage Statistics (OEWS)



## Quarterly Census of Employment and Wages (QCEW)

## Occupational Projections 2020-2030



# PURPOSE

- The purpose of this presentation is to provide a brief overview of the Santee-Lynches Area.
  - Methodology & Process
  - Projections Concepts and Calculations
  - Variables & Models
  - Occupational and Employment Wage Statistics (OEWS)
  - Quarterly Census of Employment and Wages (QCEW)
  - Occupational Projections 2020-2030
  - Accessing our data

# TOP 20 OCCUPATIONAL OPENINGS (JULY-2022)

Occupation Name (Soccode)	Job Openings
Registered Nurses (29-1141)	137
Retail Salespersons (41-2031)	131
First-Line Supervisors of Retail Sales Workers (41-1011)	101
Customer Service Representatives (43-4051)	97
Laborers and Freight, Stock, and Material Movers, Hand (53-7062)	62
Sales Representatives, Wholesale and Manufacturing, Except Technical and Scientific Products (41-4012)	52
Heavy and Tractor-Trailer Truck Drivers (53-3032)	50
Production Workers, All Other (51-9199)	46
Food Service Managers (11-9051)	43
Cashiers (41-2011)	42
Maintenance and Repair Workers, General (49-9071)	41
Managers, All Other (11-9199)	40
Janitors and Cleaners, Except Maids and Housekeeping Cleaners (37-2011)	38
First-Line Supervisors of Food Preparation and Serving Workers (35-1012)	36
Medical and Health Services Managers (11-9111)	34
Licensed Practical and Licensed Vocational Nurses (29-2061)	32
Secretaries and Administrative Assistants, Except Legal, Medical, and Executive (43-6014)	30
Automotive Service Technicians and Mechanics (49-3023)	27
Merchandise Displayers and Window Trimmers (27-1026)	27
First-Line Supervisors of Production and Operating Workers (51-1011)	26

Source: S.C. Department of Employment & Workforce & The Conference Board's Help Wanted OnLine® data series





**Registered Nurses  
137 Job Openings**



**Retail Salesperson  
131 Job Openings**



**First-Line Supervisors  
of  
Retail Sales Workers  
101 Job Openings**

**Customer Service Representative  
97 Job Openings**



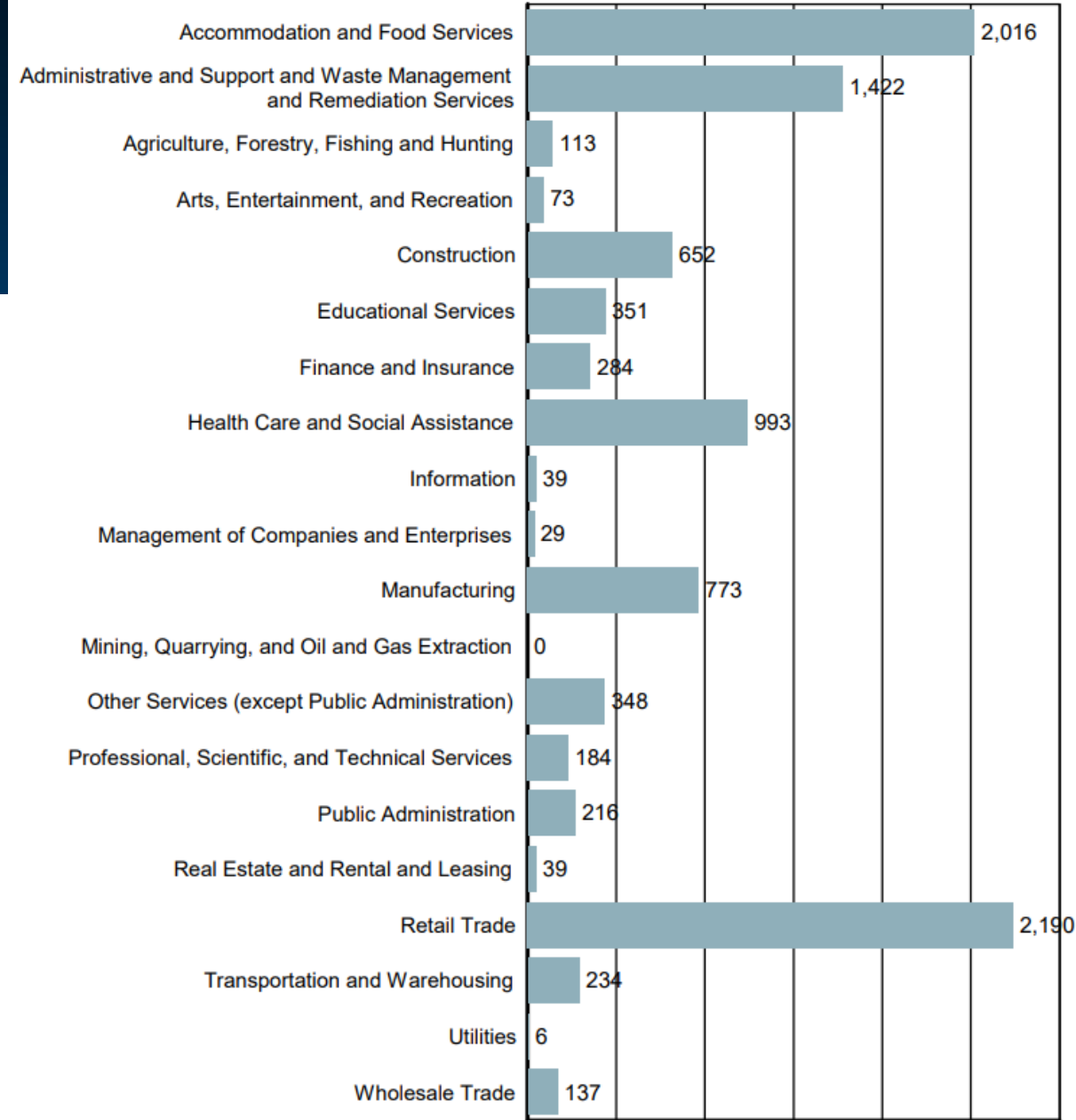
# TOP 20 OCCUPATIONAL OPENINGS (JULY-2022)

Occupation Name (Soccode)	Job Openings
Registered Nurses (29-1141)	137
Retail Salespersons (41-2031)	131
First-Line Supervisors of Retail Sales Workers (41-1011)	101
Customer Service Representatives (43-4051)	97
Laborers and Freight, Stock, and Material Movers, Hand (53-7062)	62
Sales Representatives, Wholesale and Manufacturing, Except Technical and Scientific Products (41-4012)	52
Heavy and Tractor-Trailer Truck Drivers (53-3032)	50
Production Workers, All Other (51-9199)	46
Food Service Managers (11-9051)	43
Cashiers (41-2011)	42
Maintenance and Repair Workers, General (49-9071)	41
Managers, All Other (11-9199)	40
Janitors and Cleaners, Except Maids and Housekeeping Cleaners (37-2011)	38
First-Line Supervisors of Food Preparation and Serving Workers (35-1012)	36
Medical and Health Services Managers (11-9111)	34
Licensed Practical and Licensed Vocational Nurses (29-2061)	32
Secretaries and Administrative Assistants, Except Legal, Medical, and Executive (43-6014)	30
Automotive Service Technicians and Mechanics (49-3023)	27
Merchandise Displayers and Window Trimmers (27-1026)	27
First-Line Supervisors of Production and Operating Workers (51-1011)	26

Source: S.C. Department of Employment & Workforce & The Conference Board's Help Wanted OnLine® data series



# NEW HIRES BY INDUSTRY



Source: U.S. Census Bureau, Local Employment Dynamics - 2020 Q3



## Retail Trade 2,190 New Hires




## Food Service 2,016 New Hires



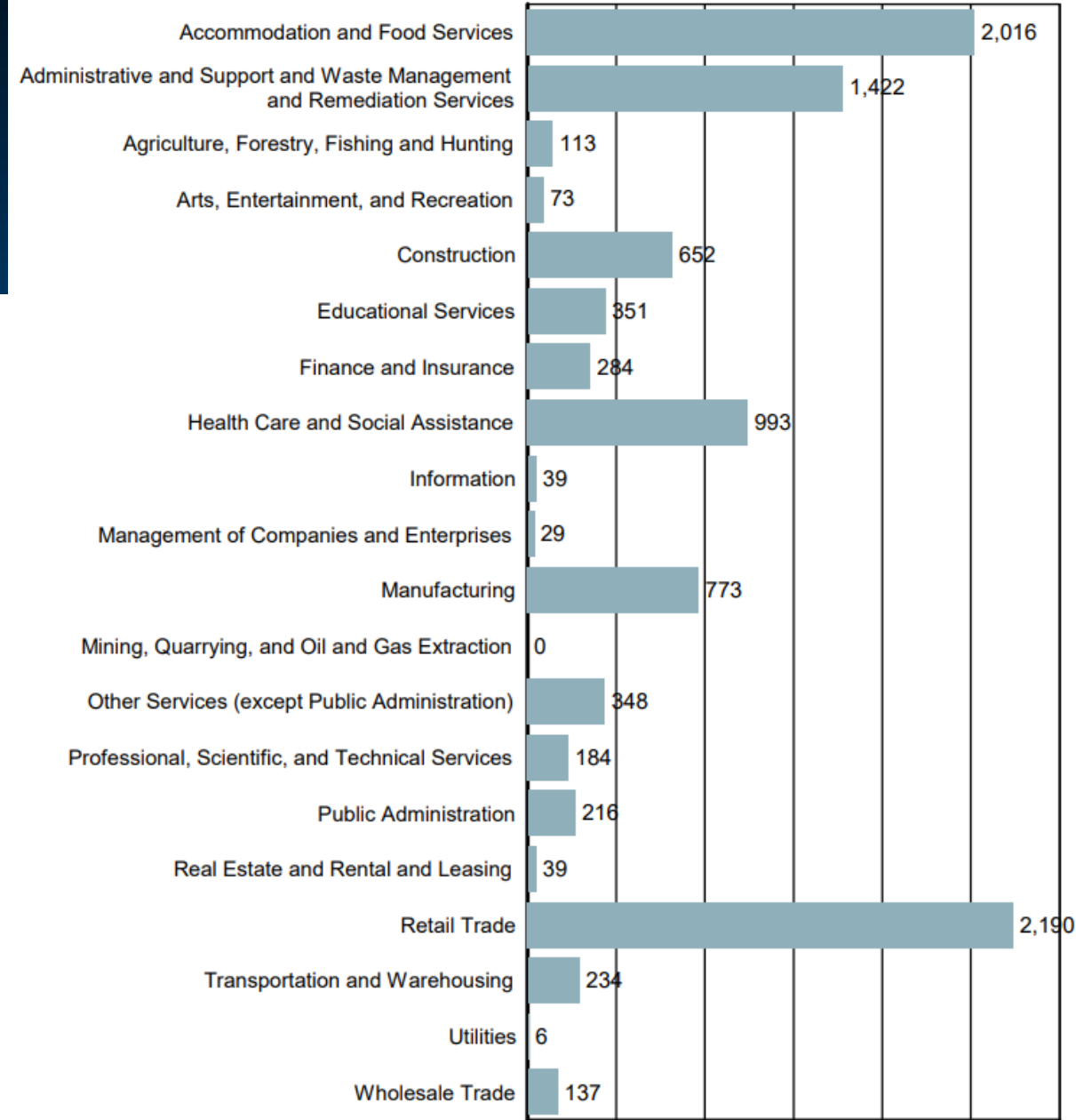
## Waste Management/Administrative 1,422 New Hires



## Health Care 993 New Hires

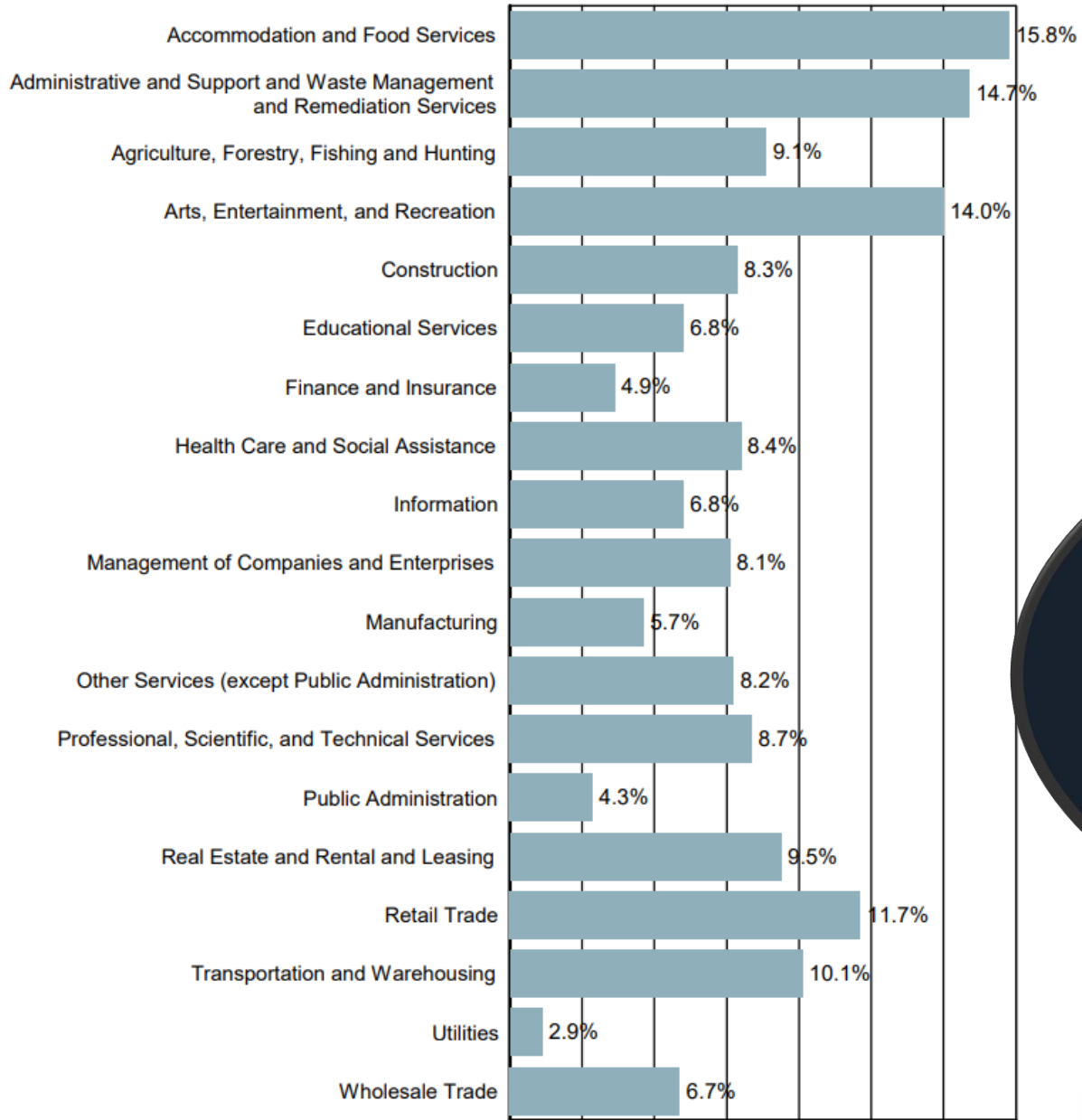


# NEW HIRES BY INDUSTRY




Source: U.S. Census Bureau, Local Employment Dynamics - 2020 Q3





# TURNOVER BY INDUSTRY



Source: U.S. Census Bureau, Local Employment Dynamics - 2020 Q1



## Accommodation and Food Services 15.8% Turnover



## Waste Management 14.7% Turnover



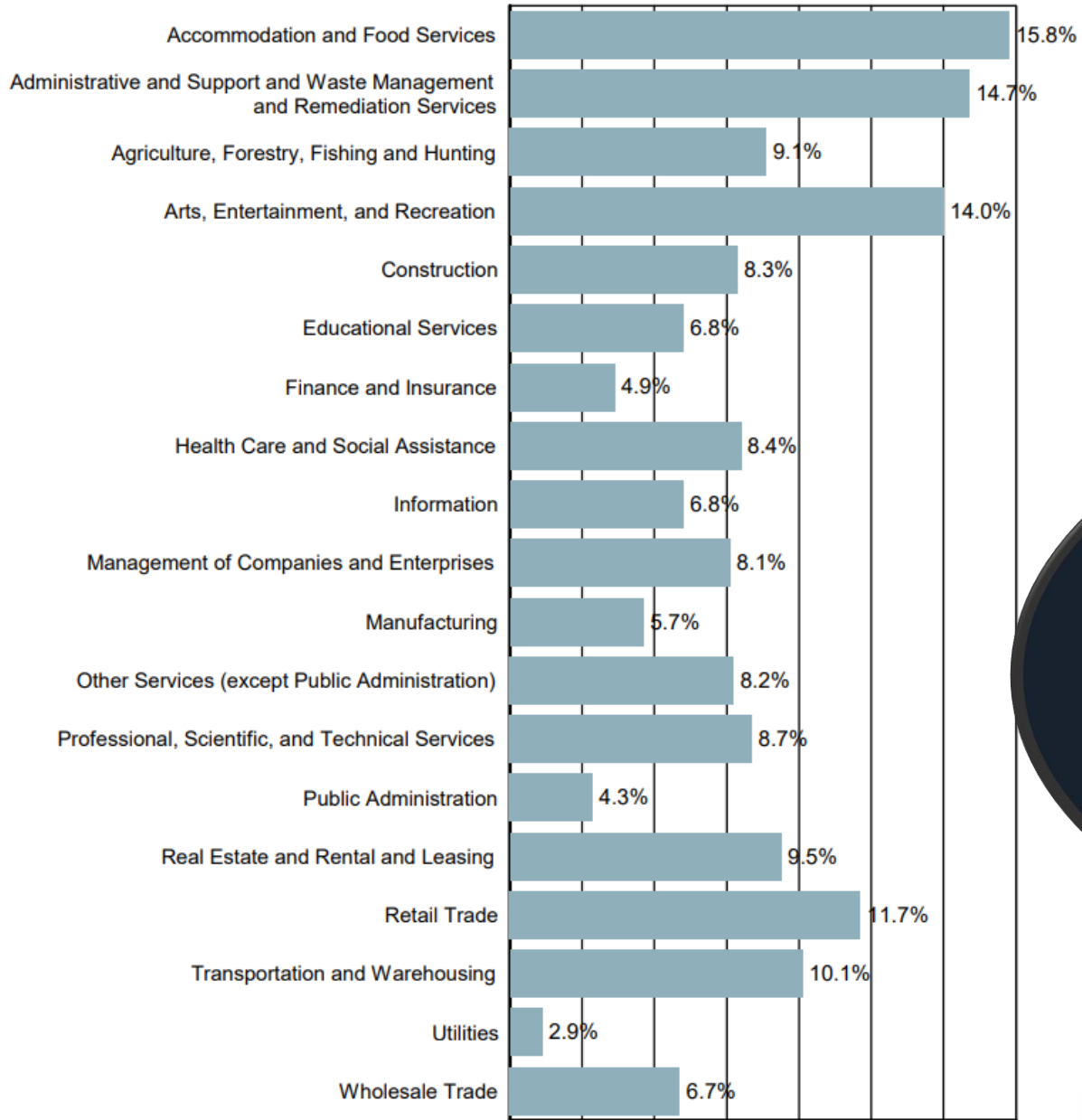
## Arts, Entertainment, and Recreation 14.0% Turnover




## Retail Trade 11.7% Turnover







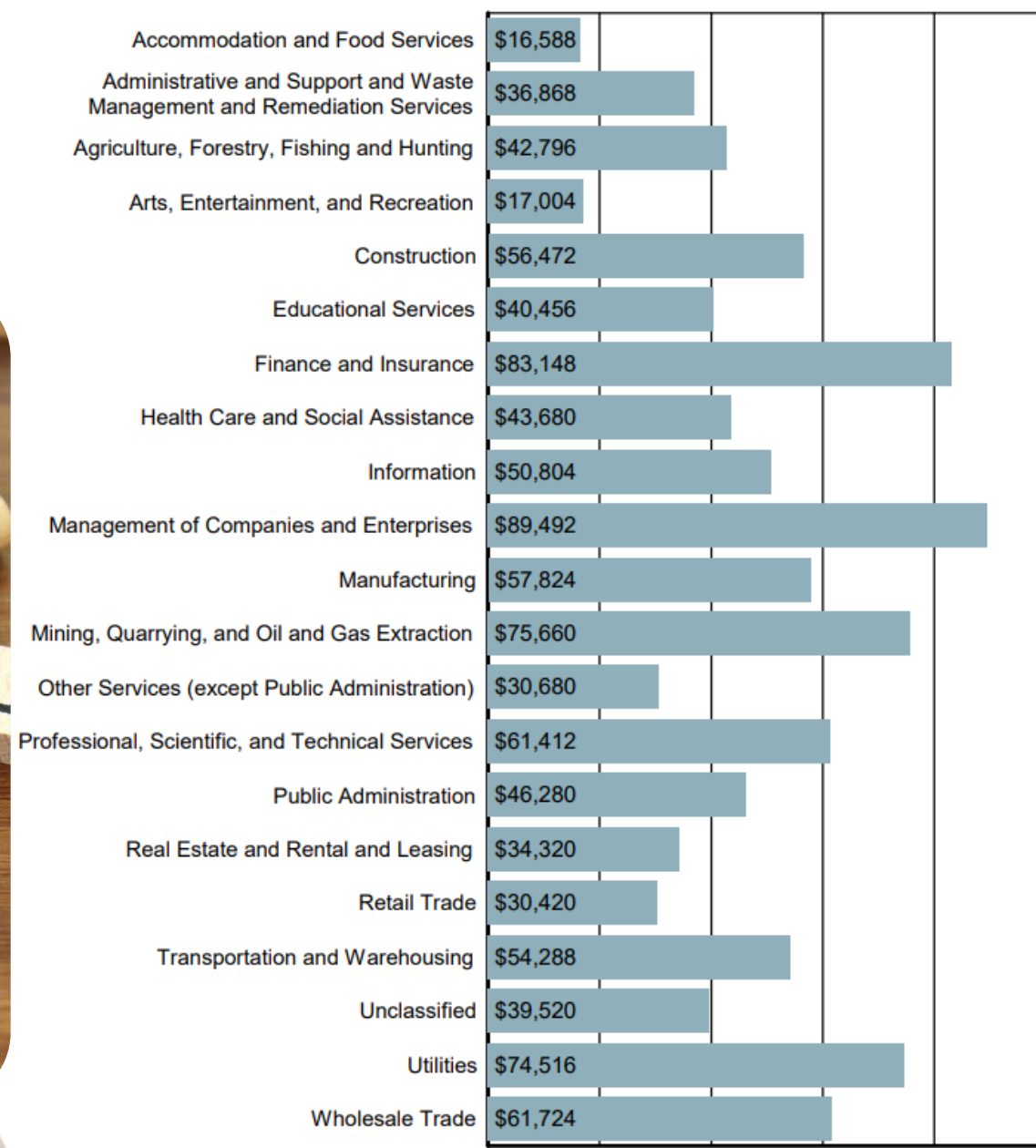
# TURNOVER BY INDUSTRY



Source: U.S. Census Bureau, Local Employment Dynamics - 2020 Q1



# AVERAGE ANNUAL WAGE BY INDUSTRY



Source: S.C. Department of Employment & Workforce  
Quarterly Census of Employment and Wages (QCEW) - 2022 Q1








**Management Companies  
and Enterprises  
\$89,492 Annual Wage**



**Finance and Insurance  
\$83,148**



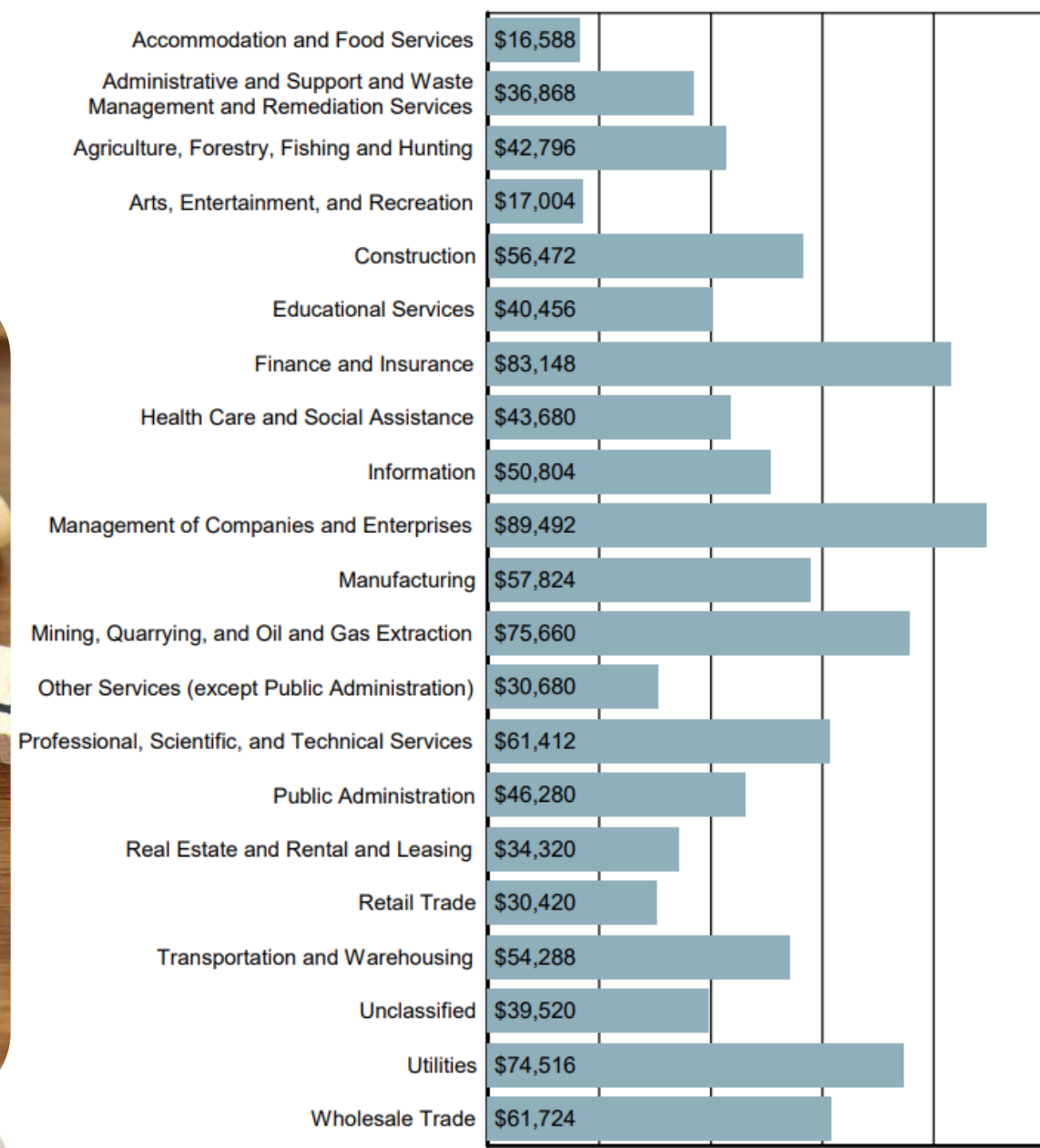
**Mining, Quarrying, and  
Oil-Gas Extraction  
\$75,660 Annual Wage**



**Utilities  
\$74,516 Annual Wage**



# AVERAGE ANNUAL WAGE BY INDUSTRY



Source: S.C. Department of Employment & Workforce  
Quarterly Census of Employment and Wages (QCEW) - 2022 Q1



# AGE OF WORKERS BY INDUSTRY

Industry	14-18	19-21	22-24	25-34	35-44	45-54	55-64	65+
Public Administration	19	80	135	759	836	887	841	352
Transportation and Warehousing	8	19	37	225	310	348	368	130
Professional and Technical Services	20	37	61	235	345	363	368	162
Information	0	4	9	50	67	64	56	44
Educational Services	16	26	82	691	1,057	1,510	1,334	468
Retail Trade	432	851	669	1,823	1,632	1,535	1,444	729
Health Care and Social Assistance	24	166	316	1,815	1,977	1,981	1,751	774
Management of Companies and Enterprises	6	10	8	42	61	77	60	12
Administrative and Waste Services	41	275	298	981	823	631	595	231
Other Services, Except Public Administration	33	100	91	299	341	390	402	190
Wholesale Trade	9	27	31	154	223	257	228	100
Finance and Insurance	5	34	76	354	445	386	374	135
Mining, Quarrying, and Oil and Gas Extraction	0	3	3	15	7	15	6	0
Manufacturing	30	207	377	2,005	2,216	2,442	2,242	487
Real Estate and Rental and Leasing	10	9	12	54	92	74	77	35
Agriculture, Forestry, Fishing and Hunting	40	34	37	168	190	176	192	115
Utilities	3	3	8	38	67	46	44	13
Construction	45	259	296	955	966	835	732	288
Arts, Entertainment, and Recreation	41	36	27	74	85	69	77	85
Accommodation and Food Services	864	684	456	1,076	819	626	463	208

Source: U.S. Census Bureau, Local Employment Dynamics - 2020 Q3





**Retail Trade(most)**  
**Ages 14-65+ ranging from 432-1,823**



**Manufacturing (higher)**  
**Ages 45-54 with 2,442 Workers**







# AGE OF WORKERS BY INDUSTRY

Industry	14-18	19-21	22-24	25-34	35-44	45-54	55-64	65+
Public Administration	19	80	135	759	836	887	841	352
Transportation and Warehousing	8	19	37	225	310	348	368	130
Professional and Technical Services	20	37	61	235	345	363	368	162
Information	0	4	9	50	67	64	56	44
Educational Services	16	26	82	691	1,057	1,510	1,334	468
Retail Trade	432	851	669	1,823	1,632	1,535	1,444	729
Health Care and Social Assistance	24	166	316	1,815	1,977	1,981	1,751	774
Management of Companies and Enterprises	6	10	8	42	61	77	60	12
Administrative and Waste Services	41	275	298	981	823	631	595	231
Other Services, Except Public Administration	33	100	91	299	341	390	402	190
Wholesale Trade	9	27	31	154	223	257	228	100
Finance and Insurance	5	34	76	354	445	386	374	135
Mining, Quarrying, and Oil and Gas Extraction	0	3	3	15	7	15	6	0
Manufacturing	30	207	377	2,005	2,216	2,442	2,242	487
Real Estate and Rental and Leasing	10	9	12	54	92	74	77	35
Agriculture, Forestry, Fishing and Hunting	40	34	37	168	190	176	192	115
Utilities	3	3	8	38	67	46	44	13
Construction	45	259	296	955	966	835	732	288
Arts, Entertainment, and Recreation	41	36	27	74	85	69	77	85
Accommodation and Food Services	864	684	456	1,076	819	626	463	208

Source: U.S. Census Bureau, Local Employment Dynamics - 2020 Q3



# LABOR MARKET PROJECTIONS

## TOTAL EMPLOYMENT

### BY INDUSTRY



Note: Projections are available by Workforce Investment Area (WIA). The data displayed is selected from the appropriate WIA.

Industry	2018 Estimated Employment	2028 Projected Employment	Change	Percent Change	Annual Percent
Santee-Lynches					
Total All Industries	71,572	78,761	7,189	10.04	0.96
Health Care and Social Assistance	9,851	11,411	1,560	15.84	1.48
Administrative and Support and Waste Management and Remediat	3,446	4,336	890	25.83	2.32
Accommodation and Food Services	6,358	7,226	868	13.65	1.29
Construction	3,663	4,408	745	20.34	1.87
Manufacturing	10,990	11,696	706	6.42	0.62
Professional, Scientific, and Technical Services	1,472	1,891	419	28.46	2.54
Educational Services	6,295	6,567	272	4.32	0.42
Wholesale Trade	959	1,193	234	24.40	2.21
Transportation and Warehousing	1,455	1,680	225	15.46	1.45
Retail Trade	8,953	9,174	221	2.47	0.24
Other Services (except Government)	4,088	4,300	212	5.19	0.51
Finance and Insurance	1,356	1,482	126	9.29	0.89
Arts, Entertainment, and Recreation	621	705	84	13.53	1.28
Management of Companies and Enterprises	245	318	73	29.80	2.64
Real Estate and Rental and Leasing	328	378	50	15.24	1.43
Information	307	333	26	8.47	0.82
Utilities	216	218	2	0.93	0.09

Source: S.C. Department of Employment & Workforce - Industry Projections

Note: Projections are available by Workforce Investment Area (WIA). The data displayed is selected from the appropriate WIA.

Santee-Lynches Occupation	2018 Estimated Employment	2028 Projected Employment	Openings (Replace)	Openings (Growth)	Annual Openings
Management Occupations	3,527	3,916			
Healthcare Support Occupations	2,137	2,549			
Food Preparation and Serving Related Occupations	6,322	7,164			
Life, Physical, and Social Science Occupations	709	786			
<b>Total, All Occupations</b>	<b>71,572</b>	<b>78,761</b>			
Sales and Related Occupations	7,540	7,898			
Computer and Mathematical Occupations	785	975			
Farming, Fishing, and Forestry Occupations	748	670			
Transportation and Material Moving Occupations	4,882	5,464			
Business and Financial Operations Occupations	2,310	2,654			
Legal Occupations	385	473			
Education, Training, and Library Occupations	4,047	4,299			
Construction and Extraction Occupations	3,038	3,588			
Office and Administrative Support Occupations	9,637	10,055			
Community and Social Service Occupations	1,775	2,091			
Installation, Maintenance, and Repair Occupations	3,375	3,900			
Architecture and Engineering Occupations	714	841			
Production Occupations	7,689	8,132			
Personal Care and Service Occupations	2,786	3,177			
Arts, Design, Entertainment, Sports, and Media Occupations	718	752			
Building and Grounds Cleaning and Maintenance Occupations	2,635	2,998			
Healthcare Practitioners and Technical Occupations	3,793	4,222			
Protective Service Occupations	2,020	2,157			

Source: S.C. Department of Employment & Workforce - Occupational Projections

# LABOR MARKET PROJECTIONS TOTAL EMPLOYMENT BY OCCUPATION





# LABOR MARKET PROJECTIONS GROWING OCCUPATIONS

Note: Projections are available by Workforce Investment Area (WIA). The data displayed is selected from the appropriate WIA.

Santee-Lynches Occupation	2018	2028	Percent Change	Replace	Growth	Total	Average Salary
	Estimated Employment	Projected Employment					
Veterinary Assistants and Laboratory Animal Caretakers	13	19	46				\$ 27,722
Physician Assistants	43	59	37				\$ 99,876
Paralegals and Legal Assistants	141	188	33				\$ 40,924
Substance Abuse, Behavioral Disorder, and Mental Health Coun	29	38	31				\$ 38,210
Phlebotomists	59	77	31				\$ 33,851
Nurse Practitioners	102	133	30				\$ 103,039
Management Analysts	338	439	30				\$ 89,382
Market Research Analysts and Marketing Specialists	146	185	27				\$ 58,511
Financial Managers	195	246	26				\$ 113,086
Mechanical Engineers	66	83	26				\$ 82,598
Tax Preparers	24	30	25				\$ 30,009
Plumbers, Pipefitters, and Steamfitters	256	319	25				\$ 46,079
Cooks, Restaurant	641	796	24				\$ 26,660
Medical Assistants	352	433	23				\$ 32,863
Industrial Engineers	211	259	23				\$ 86,836
First-Line Supervisors of Landscaping, Lawn Service, and Gro	73	89	22				\$ 39,900
Personal Financial Advisors	64	78	22				\$ 92,331
Security and Fire Alarm Systems Installers	55	67	22				\$ 43,398
Medical and Health Services Managers	190	231	22				\$ 111,814
Architectural and Engineering Managers	51	62	22				\$ 123,474

Occupations are sorted by highest estimated percentage growth from estimate year to projection year.

Source: S.C. Department of Employment & Workforce - Occupational Projections

# LABOR MARKET PROJECTIONS DECLINING OCCUPATIONS

Note: Projections are available by Workforce Investment Area (WIA). The data displayed is selected from the appropriate WIA.

Santee-Lynches	2018	2028				
Occupation	Estimated Employment	Projected Employment	Percent Change	Replace	Growth	Total
Logging Equipment Operators	136	102	-25			\$ 39,561
Floral Designers	37	29	-22			\$ 27,173
Switchboard Operators, Including Answering Service	28	24	-14			\$ 25,859
Data Entry Keyers	21	18	-14			\$ 34,865
Executive Secretaries and Executive Administrative Assistant	148	127	-14			\$ 55,437
Postmasters and Mail Superintendents	11	10	-9			\$ 86,280
File Clerks	12	11	-8			\$ 27,688
Cooks, Fast Food	254	236	-7			\$ 20,558
Sewing Machine Operators	168	157	-7			\$ 27,697
Library Assistants, Clerical	16	15	-6			\$ 28,053
Inspectors, Testers, Sorters, Samplers, and Weighers	353	331	-6			\$ 38,966
Advertising Sales Agents	18	17	-6			\$ 42,309
First-Line Supervisors of Farming, Fishing, and Forestry Workers	56	53	-5			\$ 54,995
Bill and Account Collectors	23	22	-4			\$ 31,091
Legal Secretaries	26	25	-4			\$ 32,603
Human Resources Assistants, Except Payroll and Timekeeping	85	82	-4			\$ 39,521
Procurement Clerks	29	28	-3			\$ 39,595
Correctional Officers and Jailers	723	699	-3			\$ 35,922
Secretaries and Administrative Assistants, Except Legal, Medical, and Health	1,026	992	-3			\$ 35,762
Packers and Packagers, Hand	189	183	-3			\$ 31,761

Occupations are sorted by highest estimated percentage decline from estimate year to projection year.

Source: S.C. Department of Employment & Workforce - Occupational Projections





**JOBS REQUIRING A  
BACHELOR'S DEGREE,  
MASTER'S DEGREE  
AND/OR A DOCTORATE**

- **General and Operations Managers (\$51.88)**
- **Registered Nurses (\$32.28)**

# WHAT IF I NEED TRAINING TO GET A JOB?



## Connection Points

**Connection Points** include free public access to computers and tools to guide jobseekers through the job search process.

Because the status of the connection point facilities is determined locally, please call ahead before visiting to ensure that they are open.

### Goodwill Job Connection - Camden

1671 Springdale Drive  
Camden, SC 29020  
Phone: (803) 432-1141

### Sumter Goodwill Job Link Center

1028 Broad Street  
Sumter, SC 29150  
Phone: (803) 774-5006

## SC Works Santee-Lynches

SC Works centers are operated by a local Council of Governments. Visit their website here:

<http://www.santeelynchescog.org/sc-works>

**Camden, Sumter and Darlington-Lee Adult Education Center offices are now open to the public.** The other centers are providing services by phone during normal operating hours indicated below.

And as always, these online services are available 24/7:

The **Claimant Self Service Portal** where individuals can create an account and file for Unemployment Insurance Benefits.

The **SC Works Online Services (SCWOS)** site where jobseekers can upload a resume as well as search for work and businesses can post jobs and look for employees.

## SC Works Centers

**SC Works Centers** include re-employment services for jobseekers, partner services, business services and resource rooms for use when filing for unemployment benefits or searching for work online.

### Bishopville Center

Lee County Library  
200 N. Main Street  
Bishopville, SC 29010  
1st Thursday 9 a.m.- 4 p.m., 3rd and 5th Thursday 1 p.m.-  
4 p.m.  
Phone: (803) 432-5153

### Darlington-Lee Adult Education Center

123 East College Street  
Bishopville, SC 29010  
1st Thursday of each month: 9 a.m.-4 p.m.  
2nd, 3rd, 4th, 5th Thursday of each month: 9 a.m.- 12  
p.m.  
Phone: (803) 484-4200

### Camden Center

1111 Broad Street  
Camden, SC 29020  
Monday-Friday: 8:30 a.m.-4 p.m.  
Phone: (803) 432-5153

### Manning Center

Harvin-Clarendon County Library  
215 N. Brooks St.  
Manning, SC 29102  
Thursdays: 9 a.m.-4 p.m.  
Phone: (803) 435-8633

### Sumter Center

31 E. Calhoun St.  
Sumter, SC 29150  
Monday-Friday 8:30 a.m.-5 p.m.  
Phone: (803) 774-1300

### Sumter County Public Library – Downtown Branch

111 North Harvin Street  
Sumter, SC 29150  
Phone: (803) 773-7273



# KEY LMI CONNECTIONS

## TRENDS



## HOT JOBS



# CONTACT US!



- ▶ If you need help finding data or analysis about our state's workforce, whether it's on our website or not, please don't hesitate to contact LMI.
- ▶ Email address: [lmicustomerservice@dew.sc.gov](mailto:lmicustomerservice@dew.sc.gov)
- ▶ Website: <https://scworkforceinfo.com>



# THANK YOU FOR YOUR TIME!

---

An Equal Opportunity Employer/Program. Auxiliary aids and services available upon request to individuals with disabilities at [ADA@dew.sc.gov](mailto:ADA@dew.sc.gov).  
For program funding details in compliance with the Stevens Amendment, please visit [www.dew.sc.gov/funding](http://www.dew.sc.gov/funding).