

Young Forestry Professionals Summit

Alan Davis, Workforce Information Grant Manager, Labor Market Information Division
Forestry Association of South Carolina Presentation – August 5, 2022

EMPLOYMENT SITUATION

Month	Employed	Unemployed	Unemployment Rate
February 2020	2,299,341	65,980	2.8%
April 2020	2,086,262 (-213,079)	270,763 (+204,783)	11.5% (+8.7 percentage pts)
June 2022 (preliminary)	2,326,257	78,101	3.2%
NET CHANGE (June 2022 vs February 2020)	+26,916	+12,121	+0.4 percentage pts

April 2020 – June 2022	Location	Unemployment Rate
239,995 returned to work	United States	3.6%
	Georgia	2.9%
	North Carolina	3.4%

Source: Current Population Survey / Local Area Unemployment Statistics, seasonally adjusted; SC Works Online Services

SOUTH CAROLINA LABOR MARKET INFORMATION

► INDUSTRIES: The largest industries in terms of employment in the state, as of June 2022, are:

Trade, Transportation, and Utilities	19.6%
Public Administration	16.7%
Professional and Business Services	13.5%
Leisure and Hospitality	11.9%
Manufacturing	11.7%
Education and Health Services	11.5%
Financial Activities	5.2%
Construction	4.6%
Other Services	3.7%
Information	1.3%

Source: Current Employment Statistics, seasonally adjusted
 Note: Data are preliminary.

SOUTH CAROLINA LABOR MARKET INFORMATION

► OCCUPATIONS: The largest occupations in terms of employment in the state are:

Occupation Group	Percent of Emp.	Occupation Group	Percent of Emp.
Office and Administrative Support	13.9%	Healthcare Support	3.6%
Sales and Related	10.3%	Building and Grounds Cleaning and Maintenance	3.1%
Transportation and Material Moving	9.7%	Protective Service	2.2%
Food Preparation and Serving Related	9.5%	Computer and Mathematical	2.0%
Production	8.6%	Personal Care and Service	1.9%
Healthcare Practitioners and Technical	6.2%	Architecture and Engineering	1.9%
Management	5.5%	Community and Social Service	1.5%
Educational Instruction and Library	5.1%	Arts, Design, Entertainment, Sports, and Media	0.9%
Installation, Maintenance, and Repair	4.4%	Legal	0.7%
Business and Financial Operations	4.3%	Life, Physical, and Social Science	0.5%
Construction and Extraction	3.9%	Farming, Fishing, and Forestry	0.2%

Source: Occupational Employment and Wage Statistics, May 2021

SOUTH CAROLINA AVERAGE WEEKLY EARNINGS BY ECONOMIC SECTOR

Economic Sector	June 2020	June 2022	Change
Total Private	\$867.84	\$963.59	+11.0%
Goods Producing	\$1083.79	\$1279.67	+18.1%
Construction	\$1072.85	\$1274.77	+18.8%
Manufacturing	\$1070.85	\$1281.40	+19.7%
Private Service Providing	\$812.35	\$885.93	+9.1%
Trade, Transportation, and Utilities	\$767.82	\$847.18	+10.3%
Financial Activities	\$1152.82	\$1146.76	-0.5%
Professional and Business Services	\$1027.06	\$1229.58	+19.7%
Education and Health Services	\$849.65	\$973.73	+14.6%
Leisure and Hospitality	\$375.06	\$438.02	+16.8%
Other Services	\$871.91	\$800.04	-8.2%

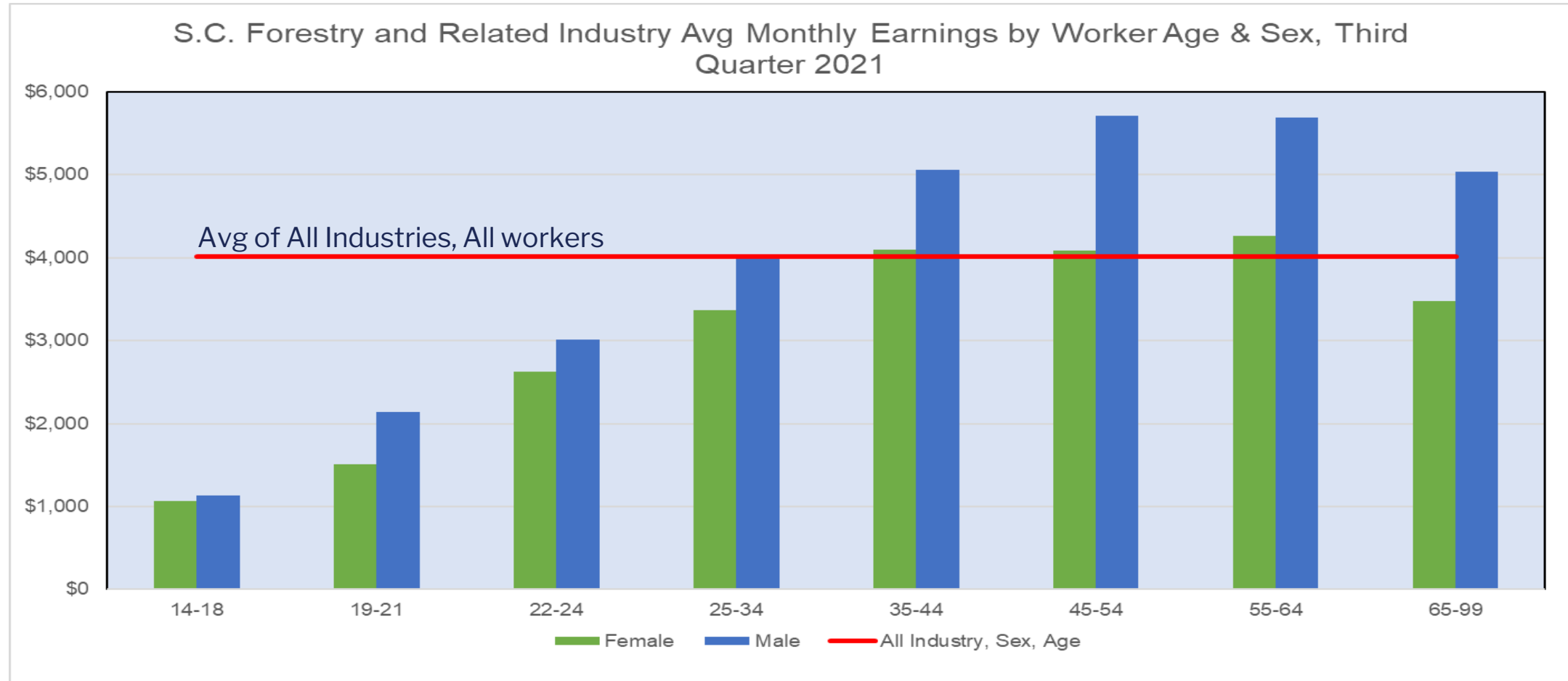
Source: Current Employment Statistics, DEW/U.S. Bureau of Labor Statistics
 Note: Data are not seasonally adjusted. June 2022 data are preliminary.

SOUTH CAROLINA EMPLOYMENT FOR FORESTRY SECTOR



Source: U.S. Census Bureau, Quarterly Workforce Indicators, Longitudinal-Employer Household Dynamics Program

SOUTH CAROLINA AVERAGE MONTHLY EARNINGS FOR FORESTRY SECTOR



Source: U.S. Census Bureau, Quarterly Workforce Indicators, Longitudinal-Employer Household Dynamics Program

SOUTH CAROLINA HIRES FOR FORESTRY SECTOR



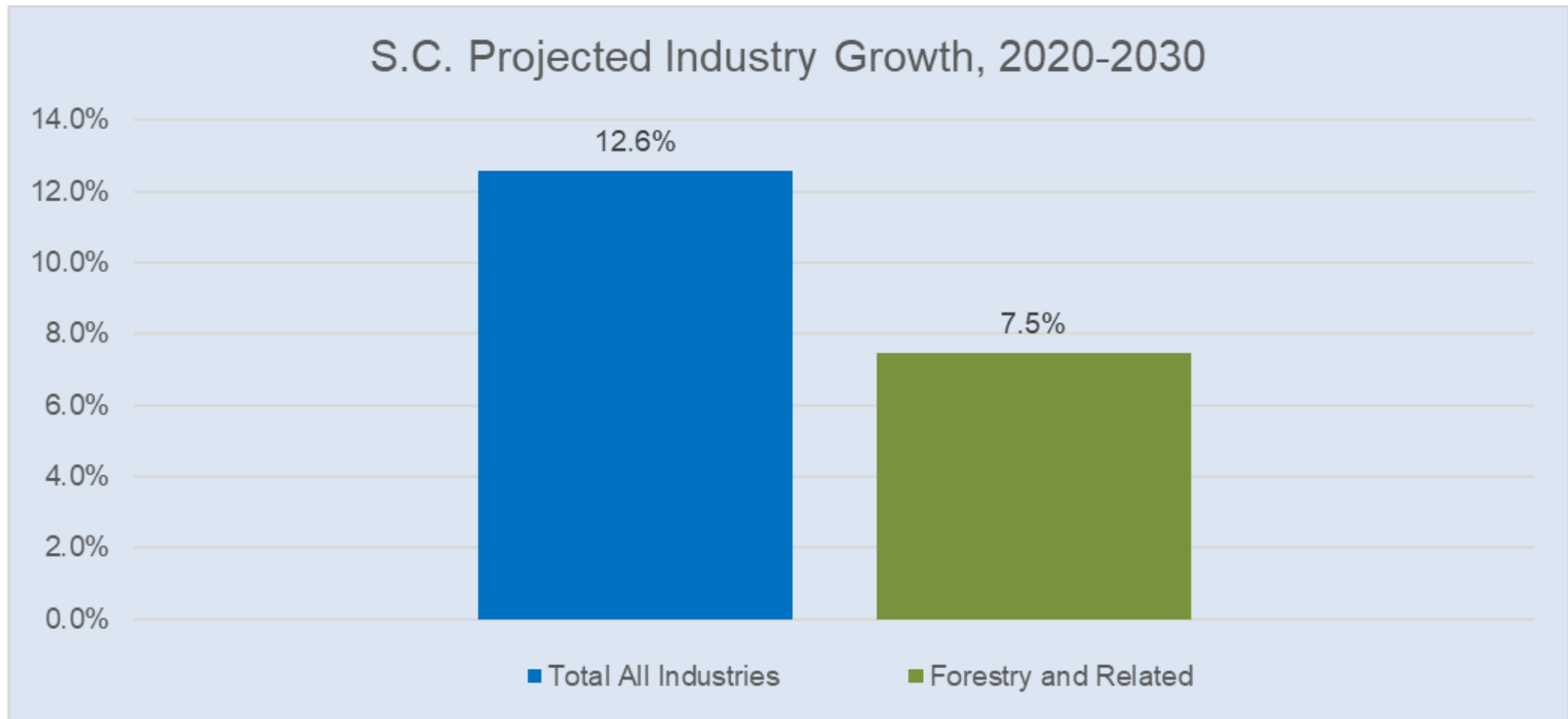
Source: U.S. Census Bureau, Quarterly Workforce Indicators, Longitudinal-Employer Household Dynamics Program

SOUTH CAROLINA TOP OCCUPATIONS IN FORESTRY SECTOR

Forestry and Logging	Wood, Paper & Furniture Mfg	Wholesale & Retail
Logging Equipment Operators	Paper Goods Machine Setters, Operators, and Tenders	Retail Salespersons
Heavy and Tractor-Trailer Truck Drivers	Sawing Machine Setters, Operators, and Tenders, Wood	Sales Representatives, Wholesale and Manufacturing
Fallers	Cabinetmakers and Bench Carpenters	Laborers and Freight, Stock, and Material Movers, Hand
First Line Supervisors	Woodworking Machine Setters, Operators, and Tenders	Cashiers
Forestry and Conservation Workers	Helpers--Production Workers	Stockers and Order Fillers

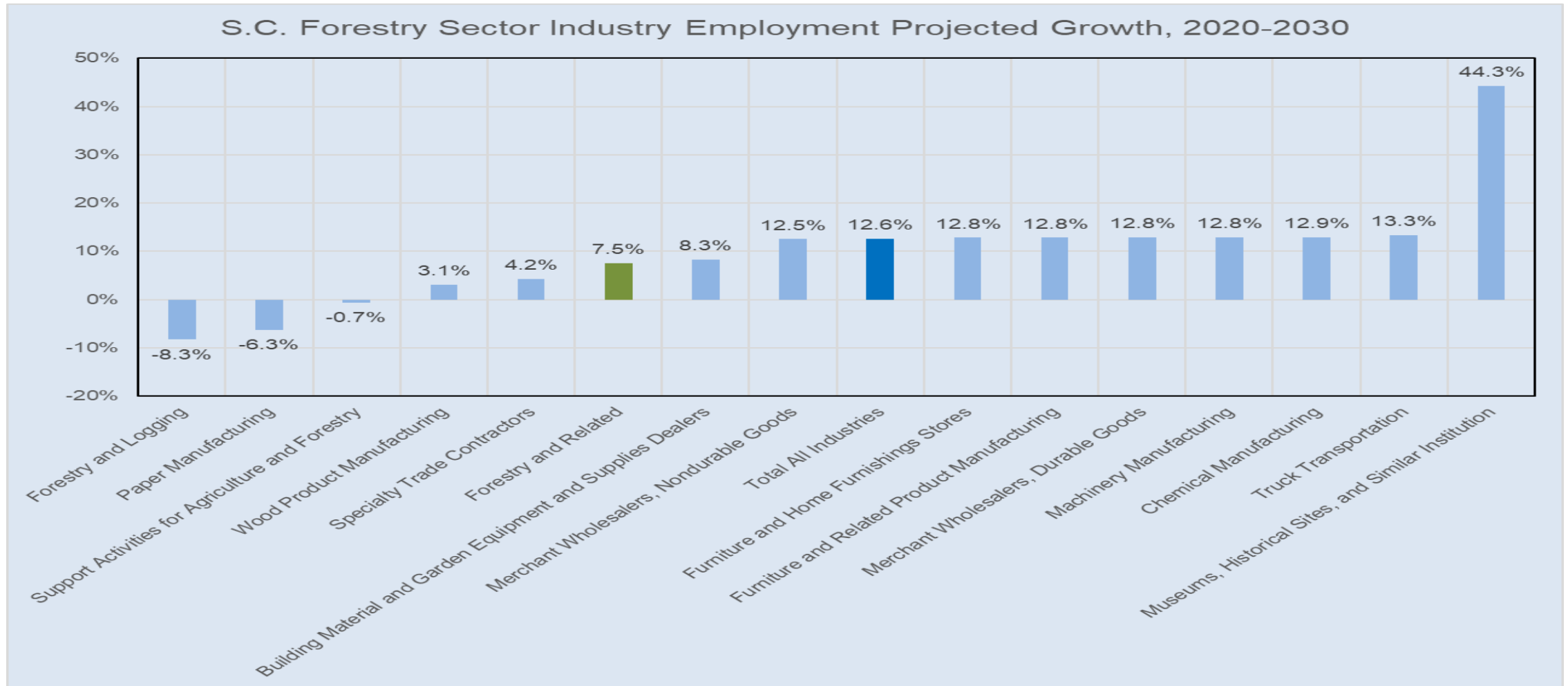
Source: DEW, Employment Projections Program

SOUTH CAROLINA GROWTH FOR FORESTRY SECTOR



Source: DEW, Employment Projections Program

SOUTH CAROLINA GROWTH FOR FORESTRY SECTOR



Source: DEW, Employment Projections Program

SOUTH CAROLINA TOP INDUSTRIES IN FORESTRY SECTOR

Industry Code	Industry	Industry Code	Industry
444110	Home Centers	115310	Support Activities for Forestry
453210	Office Supplies and Stationery Stores	321113	Sawmills
321992	Prefabricated Wood Building Manufacturing	322211	Corrugated and Solid Fiber Box Manufacturing
321212	Softwood Veneer and Plywood Manufacturing	337121	Upholstered Household Furniture Manufacturing
322121	Paper (except Newsprint) Mills	322220	Paper Bag and Coated and Treated Paper Manufacturing
321911	Wood Window and Door Manufacturing	337127	Institutional Furniture Manufacturing
337110	Wood Kitchen Cabinet and Countertop Manufacturing	423310	Lumber, Plywood, Millwork, and Wood Panel Merchant Wholesalers
924120	Administration of Conservation Programs	424920	Book, Periodical, and Newspaper Merchant Wholesalers

Source: Labor Insight (Burning Glass Technologies)

SOUTH CAROLINA TOP REQUIRED CERTIFICATIONS

► **CERTIFICATIONS**: The largest certifications in terms of job postings for the forestry sector:

Certification	Job Postings	Certification	Job Postings
Driver's License	543	Certified Scrum Professional (CSP)	11
OSHA Forklift Certification	240	Certified Energy Manager	11
Cdl Class B	135	Automation Certification	10
Air Brake Certified	112	Licensed Professional Engineer	9
CDL Class A	111	Certified Public Accountant (CPA)	9
Project Management Certification	15	Security Clearance	8
Certified Safety Professional	15	Municipal Solid Waste Combustion Facilities Operator	7
First Aid Cpr Aed	14	Six Sigma Certification	6
OSHA Safety 10 Hour	13	Contractors License	5
IT Infrastructure Library (ITIL) Certification	12	Engineer in Training Certification	4
American Board for Engineering and Technology (ABET) Accredited	12	Wildland Firefighter I	3

Source: Labor Insight (Burning Glass Technologies)

SOUTH CAROLINA TOP COUNTIES IN THE FORESTRY SECTOR

► **LOCATIONS:** The largest counties in terms of job postings for the forestry sector:

County	Job Postings	County	Job Postings
Charleston	1,559	Georgetown	220
Greenville	859	Berkeley	211
Lexington	724	Pickens	171
Horry	709	Florence	150
Richland	693	Sumter	145
York	540	Anderson	138
Dorchester	485	Oconee	131
Beaufort	448	Kershaw	129
Aiken	340	Lancaster	125
Spartanburg	264	Newberry	119
Orangeburg	242	Darlington	100

Source: Labor Insight (Burning Glass Technologies)

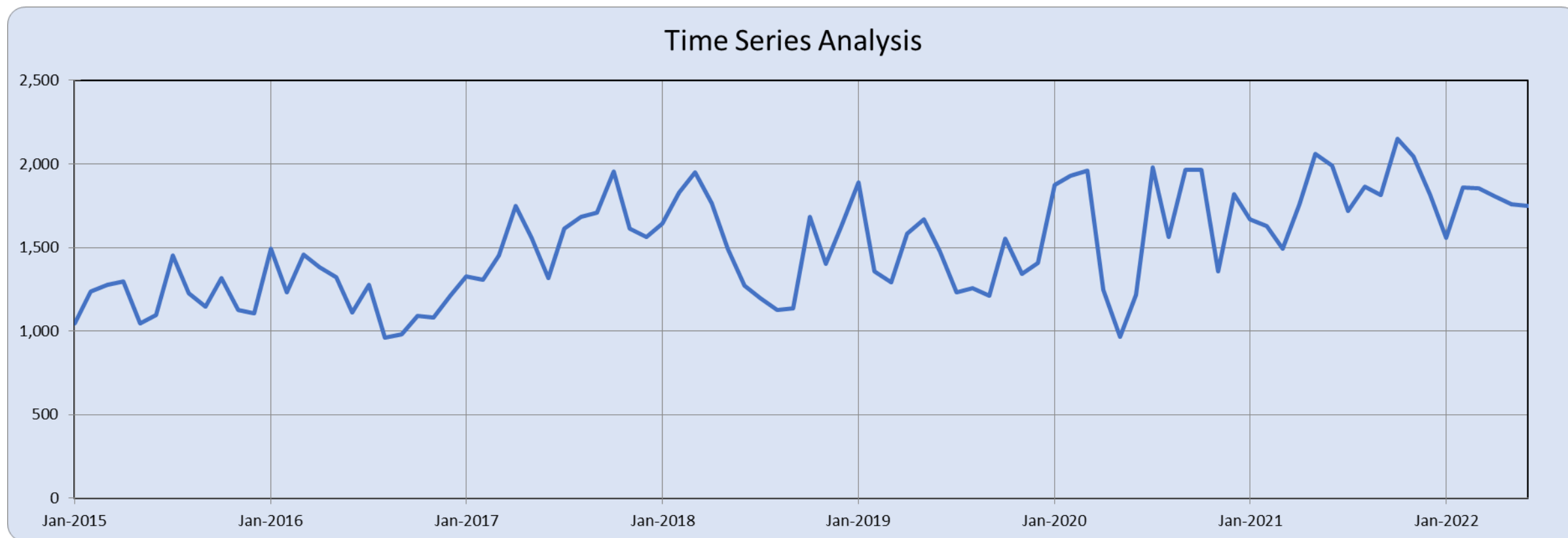
SOUTH CAROLINA TOP REQUIRED SKILLS

► **SKILLS:** The largest skills in terms of job postings for the forestry sector:

Skills	Job Postings	Skills	Job Postings
Physical Abilities	3,448	Bilingual	517
Communication Skills	2,805	Computer Literacy	509
Telephone Skills	1,177	Work Area Maintenance	469
Organizational Skills	1,167	Troubleshooting	414
Teamwork / Collaboration	1,009	Mentoring	397
Listening	920	Positive Disposition	367
Microsoft Office	884	Written Communication	357
Detail-Oriented	748	Multi-Tasking	322
Planning	647	Microsoft Excel	306
Problem Solving	545	Editing	277
Building Effective Relationships	525	Leadership	265

Source: Labor Insight (Burning Glass Technologies)

SOUTH CAROLINA FORESTRY SECTOR JOB POSTINGS



Source: Labor Insight (Burning Glass Technologies)

CONTACT US!

- ▶ If you need help finding data or analysis about our state's workforce, whether it's on our website or not, please don't hesitate to contact LMI.
- ▶ Email address: lmicustomerservice@dew.sc.gov
- ▶ Website: <https://scworkforceinfo.com>

Thank you for your time!