

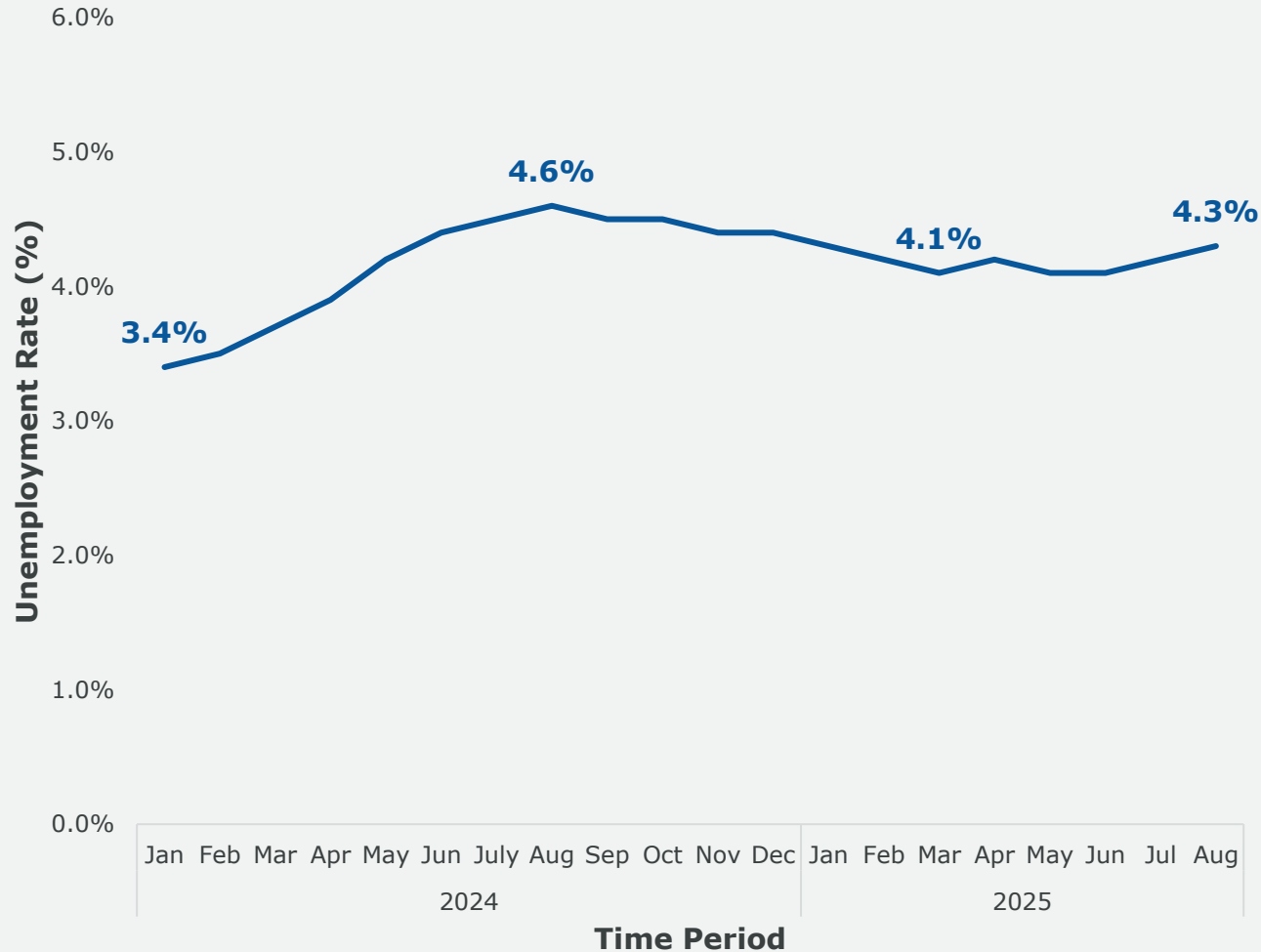
SCDEW Quarterly Administrators Meeting

# Labor Market Update

December 11, 2025

Alan Davis, Workforce Information Grant Manager

# Statewide Unemployment Rate: January 2024 to August 2025



## 2024 Rise

The state's unemployment rate rose from **3.4%** in January 2024 to **4.6%** in August.

## Leveling

From that August peak, the rate fell to **4.1%** in March 2025.

## And Stable

The rate was stable until summer when it rose to **4.3%** in August.

# WDA Average Unemployment Rate

Area	2024 Avg. Rate	2025 Avg. Rate*	Change
Catawba	4.2%	4.4%	+0.2 pts
Greenville	3.7%	3.8%	+0.1 pts
Lowcountry	4.0%	4.2%	+0.2 pts
Lower Savannah	4.9%	5.0%	+0.1 pts
Midlands	4.0%	4.2%	+0.2 pts
Pee Dee	5.0%	5.0%	Unchanged
Santee-Lynches	4.9%	5.0%	+0.1 pts
Trident	3.5%	3.7%	+0.2 pts
Upper Savannah	4.5%	4.6%	+0.1 pts
Upstate	4.4%	4.6%	+0.2 pts
Waccamaw	4.8%	5.1%	+0.3 pts
Worklink	3.9%	4.1%	+0.2 pts

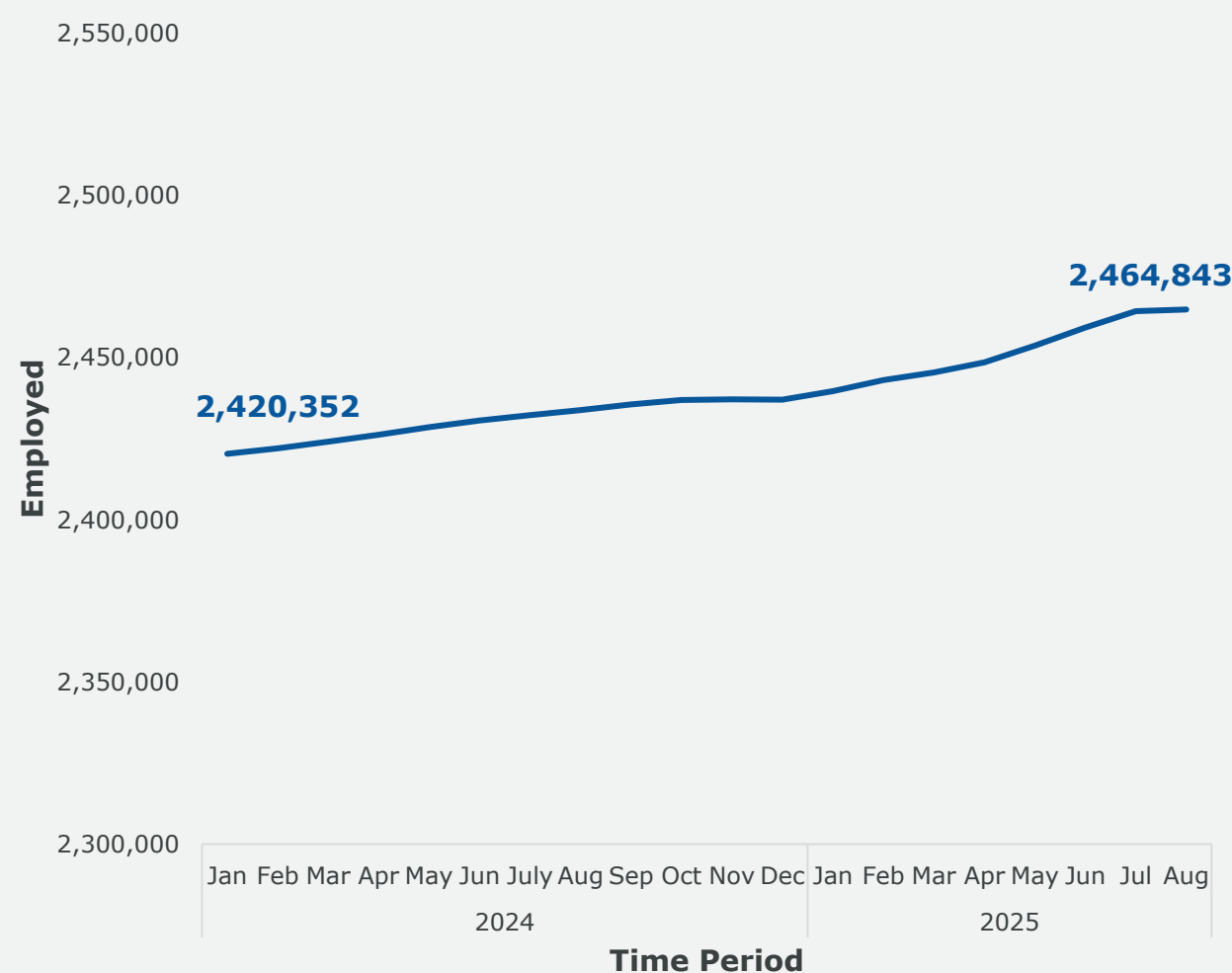
**Trident** had the lowest unemployment rate in 2024 and 2025 at **3.5%** and **3.7%**, respectively. **Greenville** was next at **3.7%** and **3.8%**, respectively.

In 2024, **Pee Dee** had the highest rate at **5.0%**. In 2025, **Waccamaw** had the highest rate at **5.1%**. All rates ticked up in 2025 except for Pee Dee.

*\*to August 2025*

*Source: U.S. Bureau of Labor Statistics, Local Area Unemployment Statistics*

# Total Employed in South Carolina



## Number Employed

There were more than **2,465,000** people employed in the state as of August 2025.

## Growth

This represents growth of **1.8%** since the beginning of 2024.

Approximately **44,500** more people are now working in the state.

Source: U.S. Bureau of Labor Statistics, Local Area Unemployment Statistics

# Total Employed (Average) by WDA

Area	2024 Avg. Employment	2025 Avg. Employment*	Change
Catawba	209,203	212,181	1.4%
Greenville	274,258	276,454	0.8%
Lowcountry	117,228	118,141	0.8%
Lower Savannah	128,032	128,111	0.1%
Midlands	358,057	362,018	1.1%
Pee Dee	136,308	138,278	1.4%
Santee-Lynches	87,004	88,508	1.7%
Trident	429,156	437,848	2.0%
Upper Savannah	107,353	107,971	0.6%
Upstate	191,715	194,049	1.2%
Waccamaw	199,313	205,010	2.9%
Worklink	192,827	194,325	0.8%

Seven of 12 areas saw a 1 percent or greater boost in average employment from 2024 to August of 2025. The fastest growth was **2.9** percent, recorded in the **Waccamaw** area.

All areas saw an increase in average employment over the period.

*\*to August 2025*

*Source: U.S. Bureau of Labor Statistics, Local Area Unemployment Statistics*

# Top Job Postings (Active During Each Year)

Top 10 Job Postings Statewide			
2024		2025 (to Nov. 20 <sup>th</sup> )	
Registered Nurses	23,627	Registered Nurses	39,700
First-Line Supervisors of Retail Sales Workers	20,673	Retail Salespersons	20,295
Retail Salespersons	19,026	First-Line Supervisors of Retail Sales Workers	19,463
Medical and Health Services Managers	13,067	Medical and Health Services Managers	14,775
Maintenance and Repair Workers, General	12,169	Maintenance and Repair Workers, General	12,331
Stockers and Order Fillers	10,133	First-Line Supervisors of Food Preparation and Serving Workers	10,910
First-Line Supervisors of Food Preparation and Serving Workers	10,059	Stockers and Order Fillers	10,278
Social and Human Service Assistants	9,822	Heavy and Tractor-Trailer Truck Drivers	9,669
Fast Food and Counter Workers	8,800	Social and Human Service Assistants	9,317
Sales Representatives of Services, except Advertising, Insurance, Financial Services, and Travel	8,525	Fast Food and Counter Workers	9,271

Source: JobsEQ Real Time Information Job Postings data, 2024-2025

For both 2024 and 2025, **Registered Nurses** was the top job posting in South Carolina, with 23,627 postings in 2024 and 39,700 in 2025.

In 2024, **First-Line Supervisors of Retail Sales Workers** had the second most active postings in 2024. **Retail Salespersons** had the second most in 2025.

# Top WDA Postings (Active During Each Year)

Top Job Posting for each WDA				
2024			2025 (to Nov. 20 <sup>th</sup> )	
Catawba	Registered Nurses	2,322	Registered Nurses	3,798
Greenville	First-Line Supervisors of Retail Sales Workers	2,566	Registered Nurses	3,057
Lowcountry	First-Line Supervisors of Retail Sales Workers	1,486	Registered Nurses	1,602
Lower Savannah	Registered Nurses	1,840	Registered Nurses	2,765
Midlands	Registered Nurses	3,738	Registered Nurses	6,504
Pee Dee	Registered Nurses	2,588	Registered Nurses	3,826
Santee-Lynches	Registered Nurses	1,441	Registered Nurses	2,701
Trident	Registered Nurses	4,413	Registered Nurses	8,716
Upper Savannah	First-Line Supervisors of Retail Sales Workers	1,168	Registered Nurses	1,696
Upstate	Retail Salespersons	1,862	Registered Nurses	1,848
Waccamaw	Retail Salespersons	2,459	Retail Salespersons	2,509
Worklink	Registered Nurses	1,686	Registered Nurses	2,460

Source: JobsEQ Real Time Information Job Postings data, 2024-2025

In 2024, postings for **Registered Nurses** led all others in most WDAs. Three WDAs had **First-Line Supervisors of Retail Sales Workers** top their postings and, for two, it was **Retail Salespersons**.

In 2025, **Registered Nurses** was the most posted occupation in all but the Waccamaw WDA.

# Top Employers by Active Postings

Top 10 Employers by Job Postings Statewide			
2024		2025 (to Nov. 20 <sup>th</sup> )	
State of South Carolina	18,555	State of South Carolina	17,593
McLeod Health	3,733	MUSC	9,829
Harris Teeter	3,452	Prisma Health	5,587
Allied Universal	2,846	McLeod Health	4,020
CVS	2,657	Walmart	3,545
BlueCross BlueShield of South Carolina	2,631	Allied Universal	3,438
Walmart	2,624	CVS	3,421
Aerotek	2,552	Food Lion	3,309
Prisma Health	2,474	Harris Teeter	2,587
LocumJobsOnline	2,454	Lowes Foods, LLC	2,392

Source: JobsEQ Real Time Information Job Postings data, 2024-2025

For both 2024 and 2025, the State of South Carolina easily led all other employers for job postings. Other employers with large numbers of active postings in either year were typically from the healthcare or retail sectors.



# Top WDA Employers by Active Postings

Top Employer by Job Posting for each WDA				
2024			2025 (to Nov. 20 <sup>th</sup> )	
Catawba	State of South Carolina	770	LPL Financial	664
Greenville	Fluor Corp	1,118	Prisma Health	2,507
Lowcountry	Beaufort County School District	686	Beaufort County School District	685
Lower Savannah	Fluor Corp	807	MUSC	690
Midlands	State of South Carolina	11,245	State of South Carolina	13,994
Pee Dee	McLeod Health	2,490	McLeod Health	2,596
Santee-Lynches	Sumter School District	444	MUSC	597
Trident	Harris Teeter	2,349	MUSC	5,504
Upper Savannah	State of South Carolina	756	Self Regional Healthcare	801
Upstate	Spartanburg Regional Healthcare System	1,074	Spartanburg Regional Healthcare System	985
Waccamaw	Horry County Schools	1,527	Horry County Schools	1,262
Worklink	Clemson University	1,178	Clemson University	1,205

Source: JobsEQ Real Time Information Job Postings data, 2024-2025

A range of employers topped the jobs postings in each WDA in 2024 and 2025, with educational institutions, health care providers, state government, and retail establishments all represented.

# Top Industries by Active Postings

Top 10 Industries by Job Postings Statewide			
2024		2025 (to Nov. 20 <sup>th</sup> )	
Retail Trade	45,984	Retail Trade	48,971
Administrative and Support and Waste Management and Remediation Services	43,306	Administrative and Support and Waste Management and Remediation Services	44,202
Public Administration	21,729	Health Care and Social Assistance	20,900
Health Care and Social Assistance	19,953	Public Administration	19,520
Accommodation and Food Services	18,076	Accommodation and Food Services	19,212
Professional, Scientific, and Technical Services	12,478	Professional, Scientific, and Technical Services	11,492
Educational Services	11,800	Educational Services	10,633
Manufacturing	11,700	Manufacturing	10,391
Finance and Insurance	7,834	Finance and Insurance	8,004
Other Services (except Public Administration)	4,304	Real Estate and Rental and Leasing	3,989

Source: JobsEQ Real Time Information Job Postings data, 2024-2025

For both 2024 and 2025, the **Retail Trade** industry was the top industry for job postings for South Carolina. The **Administrative and Support and Waste Management and Remediation Services** industry – where temporary service jobs are classified – closely followed.

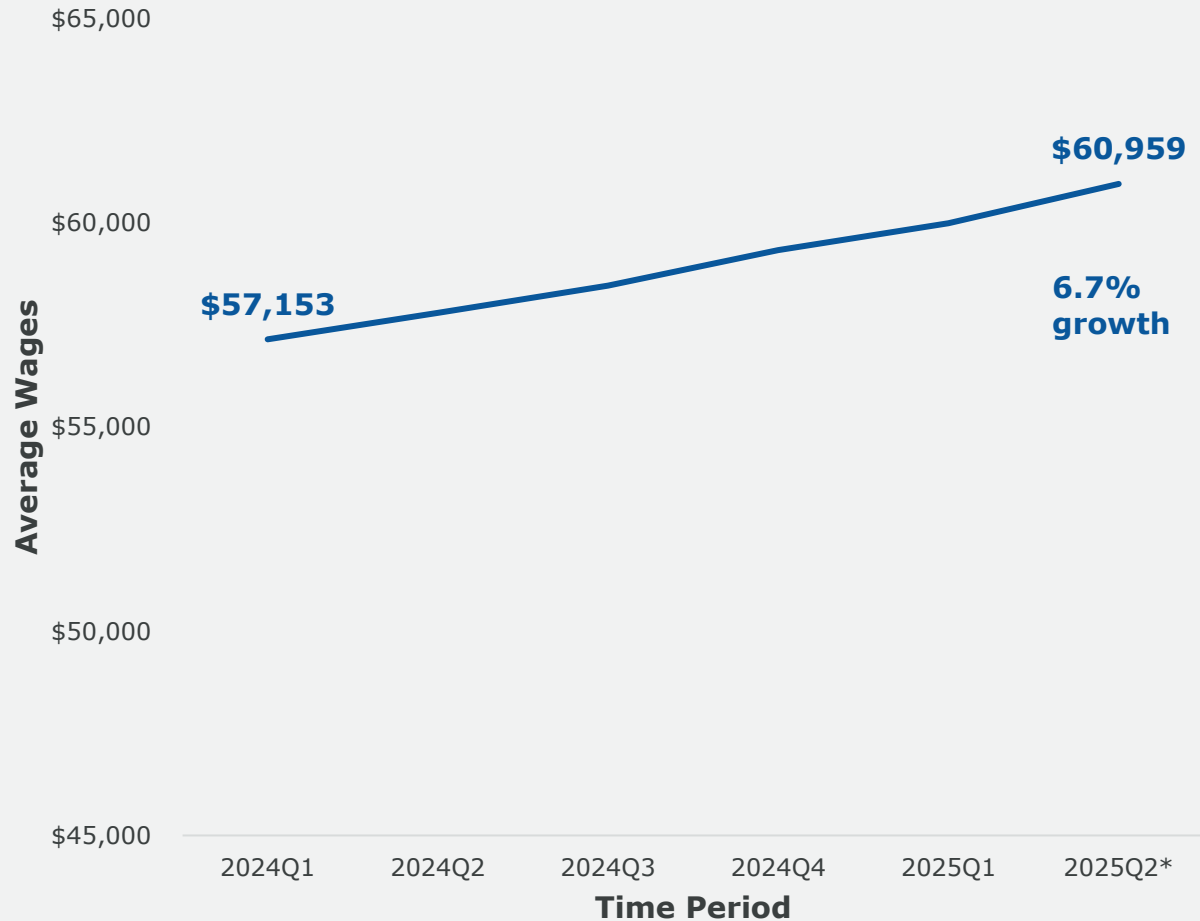
# Top WDA Industries by Active Postings

Top Industry by Job Posting for each WDA				
2024			2025 (to Nov. 20 <sup>th</sup> )	
Catawba	Administrative and Support and Waste Management and Remediation Services	3,146	Retail Trade	3,712
Greenville	Administrative and Support and Waste Management and Remediation Services	6,190	Administrative and Support and Waste Management and Remediation Services	5,593
Lowcountry	Retail Trade	3,254	Retail Trade	3,285
Lower Savannah	Retail Trade	2,772	Retail Trade	2,823
Midlands	Public Administration	11,896	Public Administration	14,296
Pee Dee	Health Care and Social Assistance	3,612	Health Care and Social Assistance	3,761
Santee-Lynches	Retail Trade	1,938	Retail Trade	2,167
Trident	Administrative and Support and Waste Management and Remediation Services	10,759	Administrative and Support and Waste Management and Remediation Services	11,032
Upper Savannah	Retail Trade	2,481	Retail Trade	2,507
Upstate	Retail Trade	3,787	Retail Trade	4,067
Waccamaw	Retail Trade	4,624	Retail Trade	4,922
Worklink	Retail Trade	3,479	Retail Trade	3,485

Source: JobsEQ Real Time Information Job Postings data, 2024-2025

For both 2024 and 2025, the **Retail Trade** industry had the most job postings for the majority of the WDAs.

# Statewide Wage Growth: 2024Q1 to 2025Q2



Average annual wages have steadily increased from 2024Q1 to 2025Q2 for South Carolina.

At the beginning of the period, wages were \$57,153 and grew to just under \$61,000, reflecting overall growth of **6.7%**.

# WDA Average Wages

Average Annual Wages by WDA			
	2024	2025 (First Two Quarters)	Growth Rate
Catawba	\$59,264	\$59,400	0.2%
Greenville	\$59,080	\$62,400	5.6%
Lowcountry	\$52,154	\$55,700	6.8%
Lower Savannah	\$56,951	\$56,700	-0.4%
Midlands	\$58,015	\$60,300	3.9%
Pee Dee	\$52,154	\$54,800	5.1%
Santee-Lynches	\$50,626	\$53,300	5.3%
Trident	\$61,669	\$63,800	3.5%
Upper Savannah	\$51,671	\$54,400	5.3%
Upstate	\$54,601	\$58,100	6.4%
Waccamaw	\$50,626	\$51,800	2.3%
Worklink	\$53,734	\$55,300	3.6%

Sources: Bureau of Labor Statistics (BLS)  
OEWS 2024; JobsEQ Occupational Wage  
Report 2025

Over the period, most WDAs experienced a growth in average annual wages.

The **Lowcountry** region had the fastest growth at 6.8%, followed by the **Upstate** region at 6.4%.

The region with the highest average annual wages through the first two quarters of 2025 is **Trident** at \$63,800, while **Waccamaw** paid the lowest on average at \$51,800.